





These images are examples of what to display for the Questions About Us warm-ups in Section B. In order to create a display that will be visible to the whole class, print and cut out enough 5-frames so that there is a square for each student in the class. For example, if there are 23 students in the class, cut out four 5-frames and 3 squares out of a fifth 5-frame. Consider laminating the display and using a dry erase marker to write the two choices and record students' responses. If available, these images can also be enlarged.

trenes


tobogán	columnpios
<div><div></div><div></div><div></div><div></div><div></div><div></div><div></div><div></div></div>	<div><div></div><div></div><div></div><div></div><div></div><div></div><div></div><div></div></div>
<div><div></div><div></div><div></div><div></div><div></div><div></div><div></div><div></div></div>	<div><div></div><div></div><div></div><div></div><div></div><div></div><div></div><div></div></div>
<div><div></div><div></div><div></div><div></div><div></div><div></div><div></div><div></div></div>	<div><div></div><div></div><div></div><div></div><div></div><div></div><div></div><div></div></div>
<div><div></div><div></div><div></div><div></div><div></div><div></div><div></div><div></div></div>	<div><div></div><div></div><div></div><div></div><div></div><div></div><div></div><div></div></div>
<div><div></div><div></div><div></div><div></div><div></div><div></div><div></div><div></div></div>	<div><div></div><div></div><div></div><div></div><div></div><div></div><div></div><div></div></div>




Fewer, Same, More Stages 2 and 3



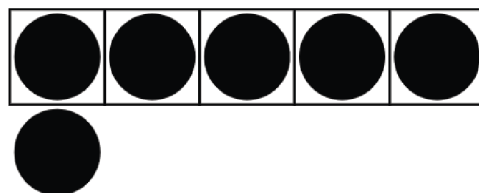
Fewer, Same, More Stages 2 and 3




Fewer, Same, More Stages 2 and 3



Fewer, Same, More Stages 2 and 3




Fewer, Same, More Stages 2 and 3



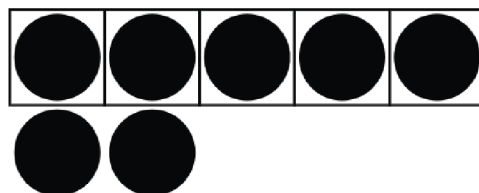
Fewer, Same, More Stages 2 and 3




Fewer, Same, More Stages 2 and 3




Fewer, Same, More Stages 2 and 3



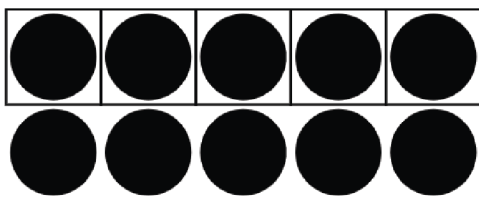
Fewer, Same, More Stages 2 and 3




Fewer, Same, More Stages 2 and 3



Fewer, Same, More Stages 2 and 3



Fewer, Same, More Stages 2 and 3




Fewer, Same, More Stages 2 and 3



Fewer, Same, More Stages 2 and 3




Fewer, Same, More Stages 2 and 3




Fewer, Same, More Stages 2 and 3




Fewer, Same, More Stages 2 and 3




Fewer, Same, More Stages 2 and 3




Fewer, Same, More Stages 2 and 3




Fewer, Same, More Stages 2 and 3




Fewer, Same, More Stages 2 and 3



Fewer, Same, More Stages 2 and 3




Fewer, Same, More Stages 2 and 3




Fewer, Same, More Stages 2 and 3




Fewer, Same, More Stages 2 and 3



Fewer, Same, More Stages 2 and 3




Fewer, Same, More Stages 2 and 3



Fewer, Same, More Stages 2 and 3



Fewer, Same, More Stages 2 and 3



Fewer, Same, More Stages 2 and 3

