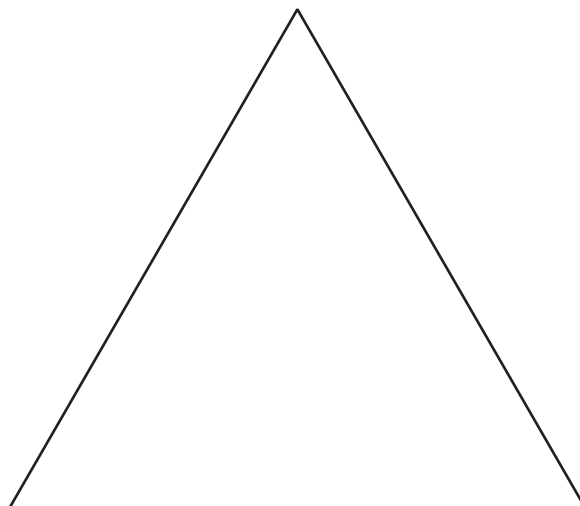


Section A: Practice Problems

1.



a. Fill in the puzzle using only triangle pattern blocks.


b. How many pattern blocks did you use?

c. Now fill in the puzzle using any pattern blocks you choose.

d. How many pattern blocks did you use?

(From Unit 7, Lesson 1.)

2. a. Fill in the puzzle using only green triangle and blue rhombus pattern blocks.



- b. Did you use more



or



blocks?

green triangle

blue rhombus

Circle the shape that you used more of.

- c. Fill in the puzzle a different way using only green triangle and blue rhombus pattern blocks.

- d. Did you use more



or



blocks?

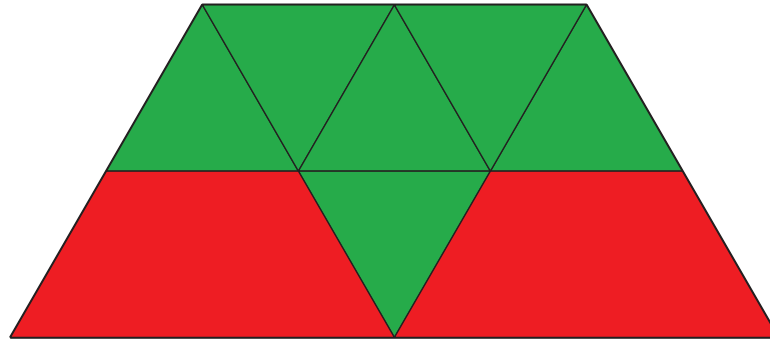
green triangle

blue rhombus

Circle the shape that you used more of.

(From Unit 7, Lesson 2.)

3. Mai built this shape.



a. How many



blocks did Mai use?

green triangle

b. How many



blocks did Mai use?

red trapezoid

(From Unit 7, Lesson 3.)

4. Build a shape with pattern blocks that matches the equation.

$$5 + 1 = 6$$

(From Unit 7, Lesson 4.)

5. Lin put 8 pattern blocks together to make a shape.
Then Lin took away 3 of the pattern blocks.

How many pattern blocks are in Lin's shape now?

(From Unit 7, Lesson 5.)

6. Clare used 10 pattern blocks to make a puzzle.
She used trapezoids and triangles.

How many trapezoids did Clare use?

Then how many triangles did Clare use?

(From Unit 7, Lesson 6.)

7. Exploration

- a. Fill in the pattern block puzzle.



- b. How many pattern blocks did you use?

- c. Can you fill the puzzle using 10 pattern blocks?

8. Exploration

a. Fill in the puzzle.

Use only 10 pattern blocks,
some red trapezoids and
some blue rhombuses.

b. Write numbers to show how
many blocks you used.

I used _____ trapezoids

and _____ rhombuses.

c. Can you fill in the puzzle with
a different number of red
trapezoid and blue rhombus
blocks?

Use only 10 pattern blocks,
some red trapezoids and
some blue rhombuses.

