

## Section A: Practice Problems

### 1. Pre-unit

- Partition the rectangle into 4 equal rows and 5 equal columns.
- How many small squares are there in the rectangle?



### 2. Pre-unit

Is the number of dots in each image even or odd? Explain how you know.

a.



---

---


b.



---

---

c.



---

---

**3. Pre-unit**

How many dots are in each array? Explain or show your reasoning.

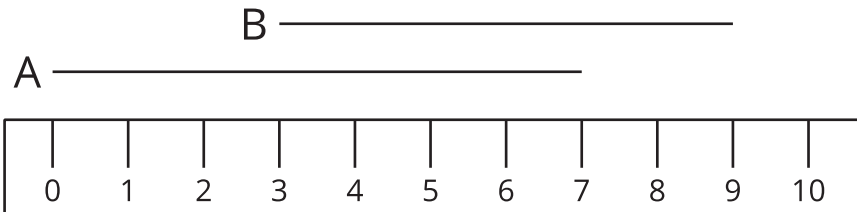
a.



b.



c.

**4. Pre-unit**

Use the centimeter ruler to find the lengths of the two line segments A and B.  
Explain your reasoning.

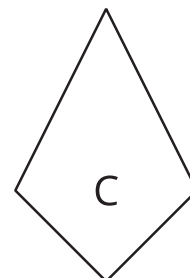
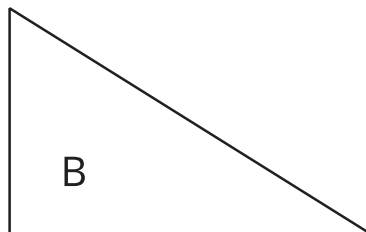

---

---

---

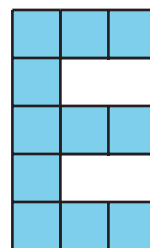
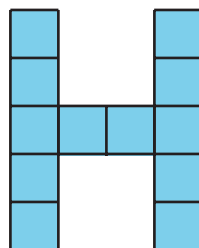
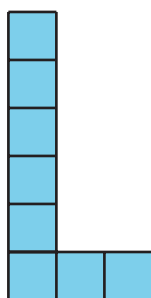
---

5. Which shape is the largest? Which shape is the smallest? Explain your reasoning. You may trace and cut out the shapes if it is helpful.



(From Unit 2, Lesson 1.)

6. Lin, Han, and Elena made letters from squares. Put the letters in order from least area to greatest area. Explain your reasoning.



---

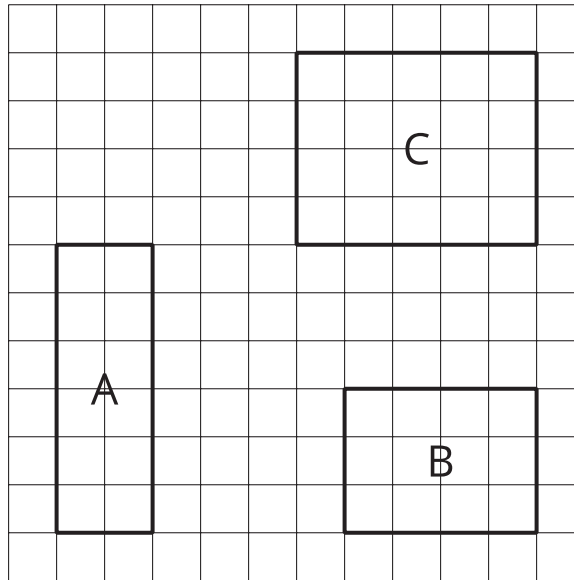
---

---

---

(From Unit 2, Lesson 2.)

7. a. Find the area of each rectangle.



- b. Can rectangles with different shapes have the same area? Explain your reasoning.

---


---

---

---

(From Unit 2, Lesson 3.)

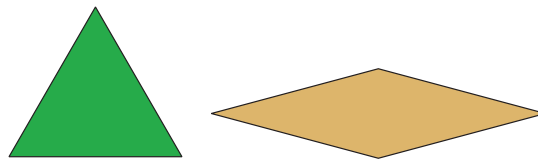
8. Find the area of the rectangle. Explain or show your reasoning.



(From Unit 2, Lesson 4.)

**9. Exploration**

Which shape has greater area, a green triangle pattern block or a tan rhombus pattern block? Explain your reasoning.



---


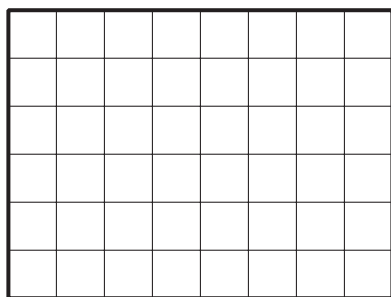
---

---

---

**10. Exploration**

Here are two rectangles.



- What is the area of the larger rectangle?
- What is the area of 3 smaller rectangles?
- Can you cover the first rectangle with 3 of the smaller rectangles without cutting them up? Explain or show your reasoning.

**11. Exploration**

a. How many different rectangles can you make with 36 square tiles? Describe or draw the rectangles.

b. How are the rectangles the same? How are they different?