# Completemos ecuaciones

Escribamos ecuaciones que muestren números del 11 al 19.

## Calentamiento

### ¿Qué saben sobre el 15?

¿Qué sabes sobre el 15?

 CC BY NC 2024
Illustrative Mathematics® 

Actividad 1

## ¿Cuáles son los números desconocidos?



$10 + 8 =$ _____

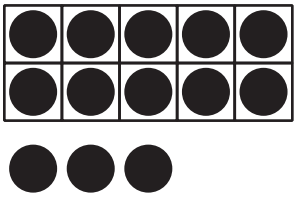

$10 + 3 =$ _____



$10 + 4 =$ _____

 CC BY NC 2024
Illustrative Mathematics® 



_____ + _____ = 16



_____ + _____ = 19

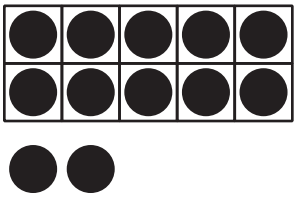

_____ + _____ = 12

 CC BY NC 2024
Illustrative Mathematics® 

Actividad 2

## Hagamos que las ecuaciones sean verdaderas

1. $10 + 5 =$ _____

2. _____ + _____ $= 16$

3. _____ + _____ $= 19$

4. _____ + _____ $= 13$

5. _____ + _____ $= 17$

6. $10 + 1 =$ _____

Actividad 3

# Centros: Momento de escoger

Escoge un centro.

## Bingo

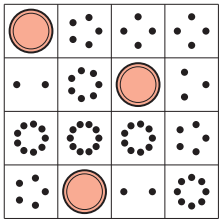

## Carrera con números




## Agarra y cuenta



## Formar o separar números

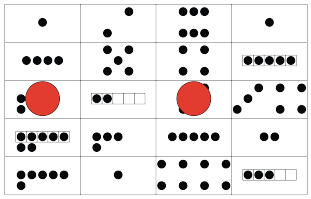

## Construcción de torres

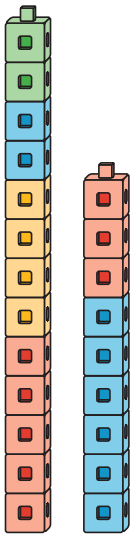

 CC BY NC 2024
Illustrative Mathematics® 

## Resumen de la sección B

Podemos formar números del 11 al 19 con dedos y tableros de 10.



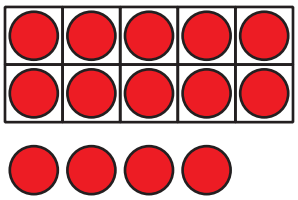

Podemos escribir estos números como 10 y algo más.

10 y 4 es 14. $10 + 4$ es 14. $10 + 4 = 14$