



# Representations of Fractions

## (Part 2)

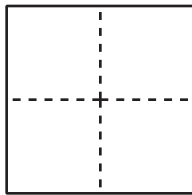
Let's name some other fractions and represent them with diagrams.

### Warm-up

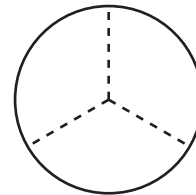
### Which Three Go Together: All Cut Up

Which 3 go together?

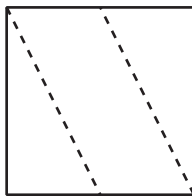
A



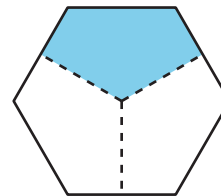
B



C



D



## Activity 1

### A Diagram for Each Fraction

Each whole diagram represents 1. Match each fraction to a diagram whose shaded part represents that fraction.

Two of the fractions are *not* represented. Use the blank diagrams to represent each of them.

$\frac{2}{3} : \underline{\hspace{2cm}}$	$\frac{3}{8} : \underline{\hspace{2cm}}$	$\frac{4}{10} : \underline{\hspace{2cm}}$	$\frac{4}{6} : \underline{\hspace{2cm}}$	$\frac{6}{6} : \underline{\hspace{2cm}}$
$\frac{3}{5} : \underline{\hspace{2cm}}$	$\frac{4}{8} : \underline{\hspace{2cm}}$	$\frac{6}{12} : \underline{\hspace{2cm}}$	$\frac{6}{10} : \underline{\hspace{2cm}}$	$\frac{3}{4} : \underline{\hspace{2cm}}$
$\frac{5}{6} : \underline{\hspace{2cm}}$	$\frac{2}{5} : \underline{\hspace{2cm}}$	$\frac{5}{12} : \underline{\hspace{2cm}}$	$\frac{7}{10} : \underline{\hspace{2cm}}$	$\frac{7}{8} : \underline{\hspace{2cm}}$

**A**



**B**



**C**



**D**




**E**



**F**



**G**



**H**



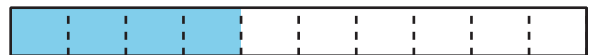
**I**



**J**



**K**



**L**



**M**



**N**



**O**

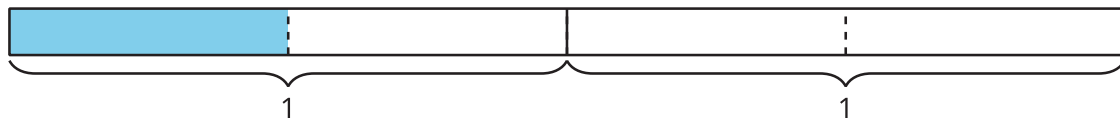


## Activity 2

### Diagrams for Some Other Fractions

1. What fraction does the shaded part of each diagram represent?

a.



b.



c.



d.

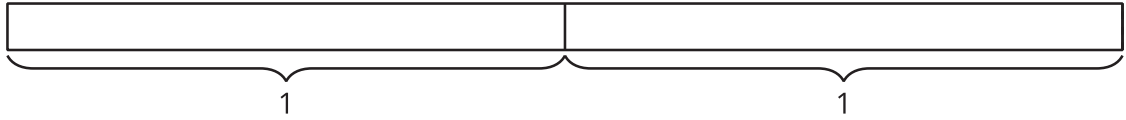


e.

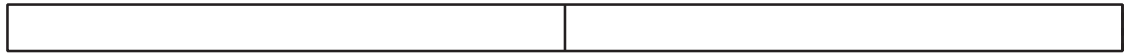


2. Here are 4 fractions and 4 blank diagrams. Partition each diagram and shade the parts to represent the fraction.

a.  $\frac{2}{2}$



b.  $\frac{4}{2}$



c.  $\frac{5}{4}$



d.  $\frac{10}{8}$

