




Estimate on a Number Line

Let's estimate numbers on a number line.

Warm-up

Estimation Exploration: What Number?

What number could this be?



1. Record an estimate that is:

too low	about right	too high

2. Record an estimate that is:

too low	about right	too high

Activity 1

Estimate the Numbers

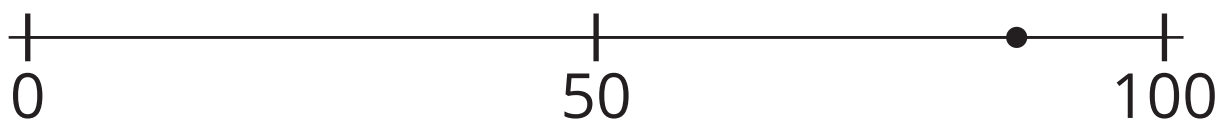
1. What number could this be? _____




2. What number could this be? _____



3. What number could this be? _____



4. What number could this be? _____



Activity 2

Order the Numbers

- Pick a card. Place it on the number line.
- Explain your reasoning.
- As a group, revise the position of any cards.
- Repeat until all cards are placed.
- Draw and label points to represent each number on the number line.

Section A Summary

We learned that **number lines** are diagrams that represent numbers as lengths away from 0 along a straight line.

- There are equal-size spaces between dots or tick marks.
- Each dot or tick mark represents a number.
- Number lines show how close or how far numbers are from 0 and each other.

We represented numbers with tick marks and points on number lines. We learned that values go up when moving to the right. We counted by 5 and 10 on number lines to locate and label numbers. We also estimated numbers by thinking about how close they were to 0 and other numbers.

