



# Use Objects to Represent Stories

Let's use objects to show a story.




## Warm-up

### Notice and Wonder: Balls and Counters

What do you notice?


What do you wonder?



## Activity 1

### Playing on the Playground


1. 5 students play basketball at recess.  
2 students go inside to get water.
2. 3 students play on the swings at recess.  
1 more student comes to play on the swings.
3. 5 students play tag at recess.  
4 students go inside.



## Activity 2

### Finish the Story

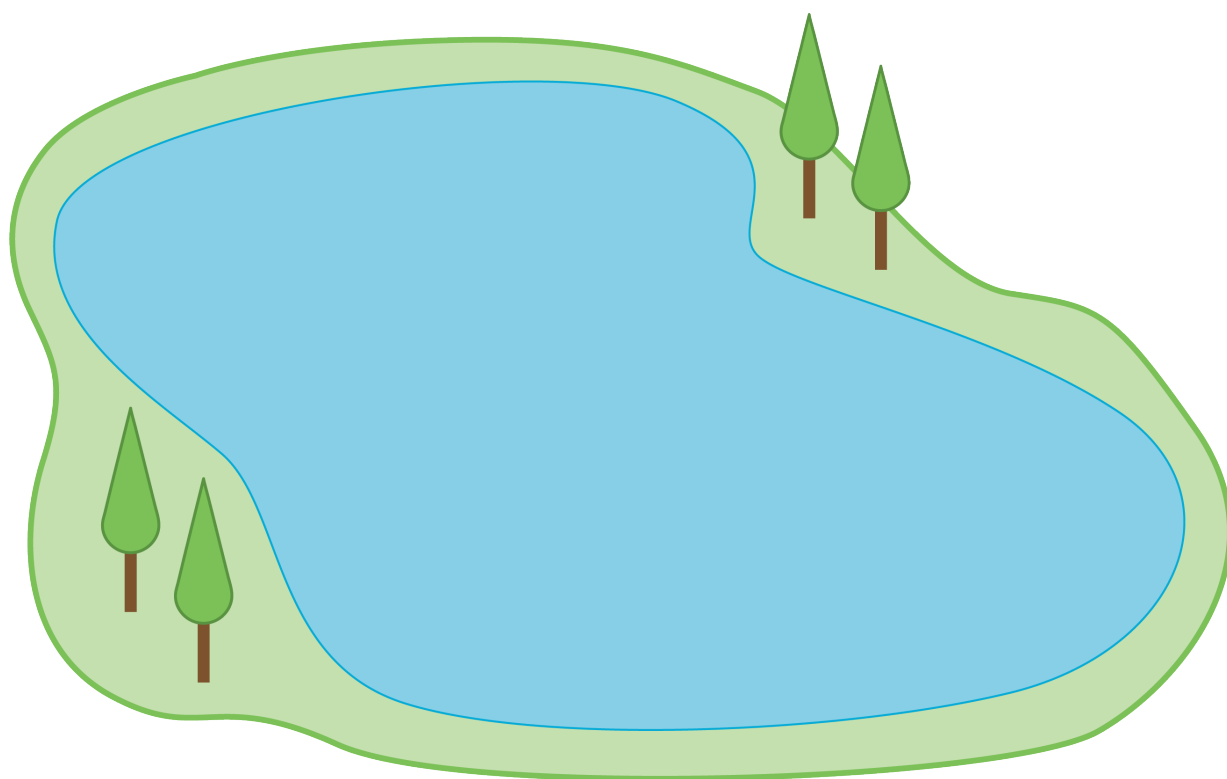
1. 7 kids play on the field.



2. 2 kids eat.



3. 4 ducks swim.



4. 5 kids play.



## Activity 3

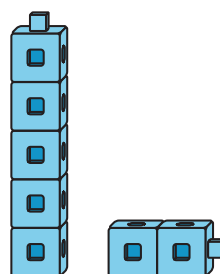
### Introduce Math Stories—Act It Out

Choose a center.

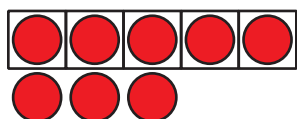
Math Stories



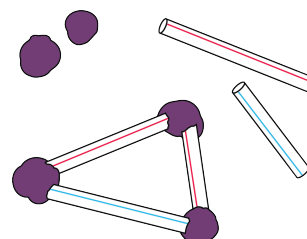
Subtraction Towers



5-Frames



Build Shapes



Counting Collections

