

CC BY NC 2024 Illustrative Mathematics®

Flat Shape Cards Grade 1

A

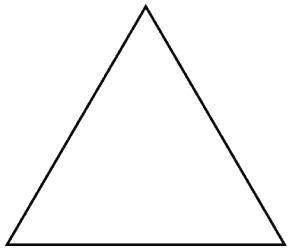

Flat Shape Cards Grade 1

B

Flat Shape Cards Grade 1

C

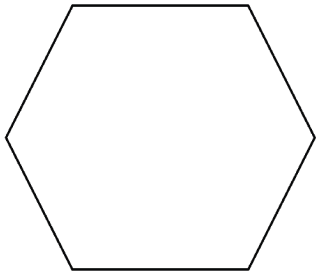

Flat Shape Cards Grade 1

D

Flat Shape Cards Grade 1

E

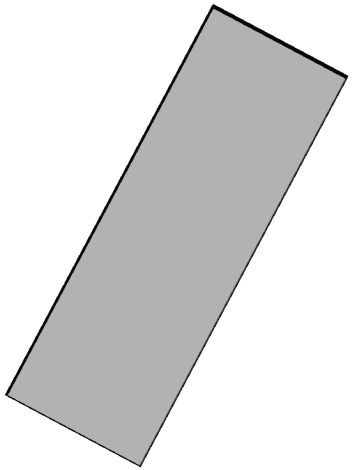

Flat Shape Cards Grade 1

F

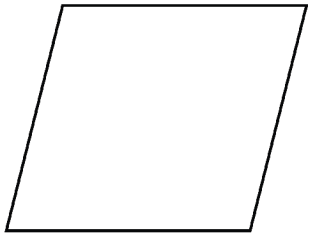

Flat Shape Cards Grade 1

G

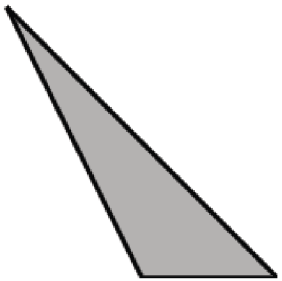

Flat Shape Cards Grade 1

H

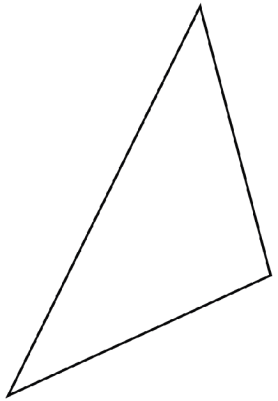

CC BY NC 2024 Illustrative Mathematics®

Flat Shape Cards Grade 1

I



Flat Shape Cards Grade 1

J



Flat Shape Cards Grade 1

K



Flat Shape Cards Grade 1

L



Flat Shape Cards Grade 1

M

Flat Shape Cards Grade 1

N



Flat Shape Cards Grade 1

O



Flat Shape Cards Grade 1

P

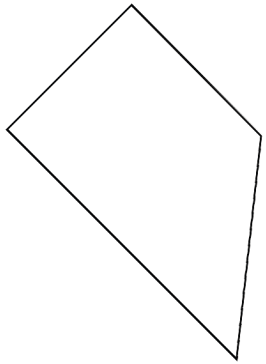

CC BY NC 2024 Illustrative Mathematics®

Flat Shape Cards Grade 1

Q

Flat Shape Cards Grade 1

R

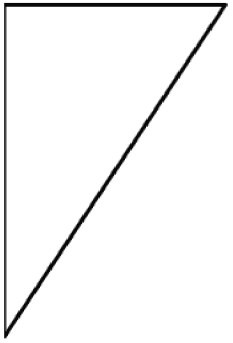

Flat Shape Cards Grade 1

S

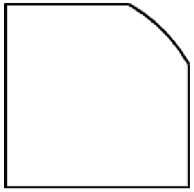

Flat Shape Cards Grade 1

T

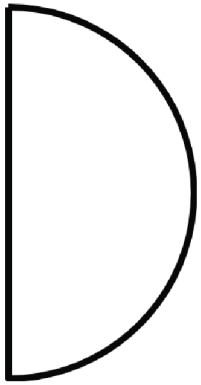

Flat Shape Cards Grade 1

U



Flat Shape Cards Grade 1

V

Flat Shape Cards Grade 1

W

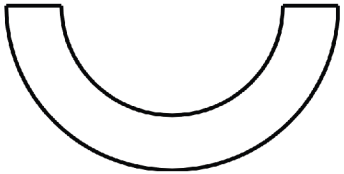

Flat Shape Cards Grade 1

X

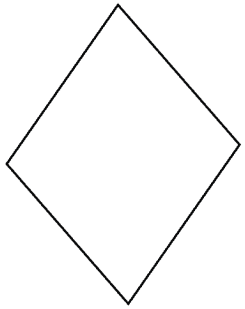

CC BY NC 2024 Illustrative Mathematics®



CC BY NC 2024 Illustrative Mathematics®

Shape Cards Grade 2

A

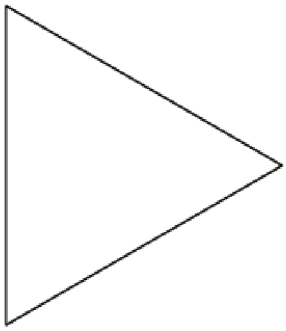

Shape Cards Grade 2

B

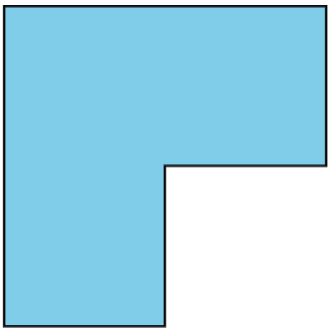

Shape Cards Grade 2

C

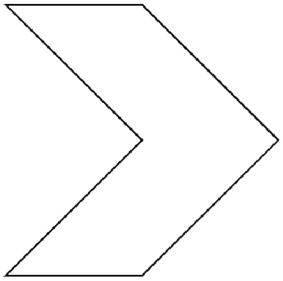

Shape Cards Grade 2

D



Shape Cards Grade 2

E

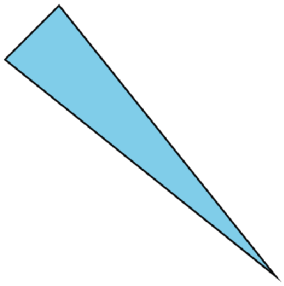

Shape Cards Grade 2

F

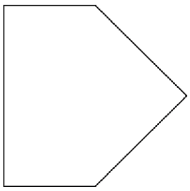

Shape Cards Grade 2

G

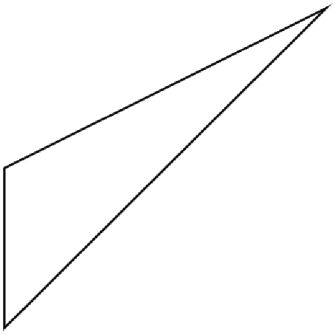

Shape Cards Grade 2

H

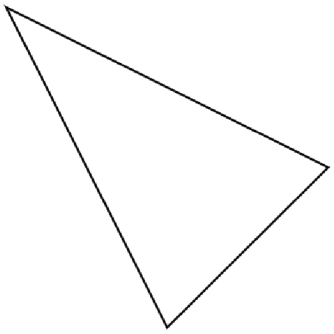

CC BY NC 2024 Illustrative Mathematics®

Shape Cards Grade 2

I

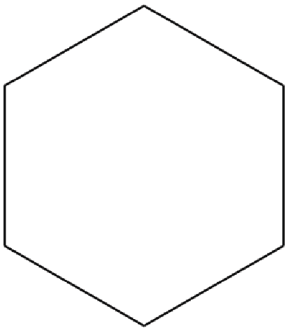

Shape Cards Grade 2

J



Shape Cards Grade 2

K

Shape Cards Grade 2

L

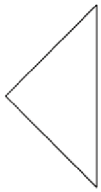

Shape Cards Grade 2

M



Shape Cards Grade 2

N

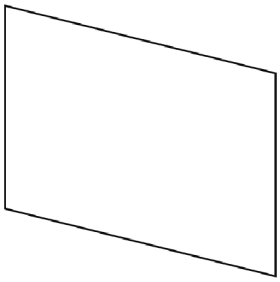

Shape Cards Grade 2

O

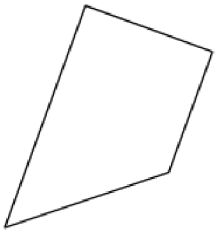

Shape Cards Grade 2

P

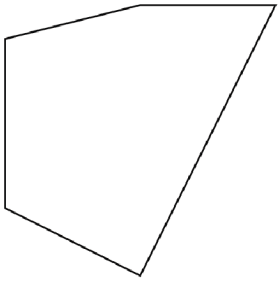

Shape Cards Grade 2

Q

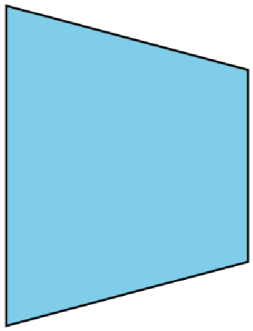

Shape Cards Grade 2

R

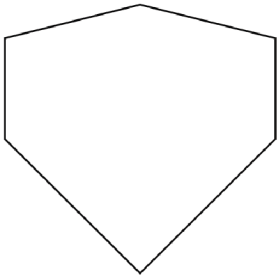

Shape Cards Grade 2

S

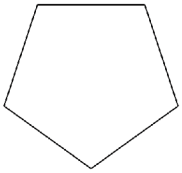

Shape Cards Grade 2

T

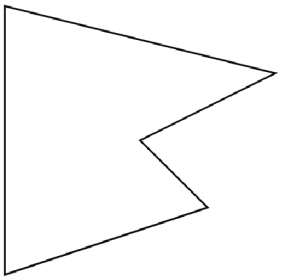

Shape Cards Grade 2

U

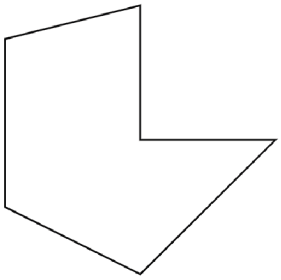

Shape Cards Grade 2

V

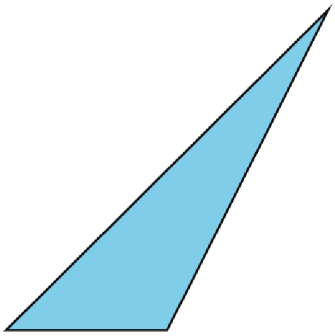

Shape Cards Grade 2

W

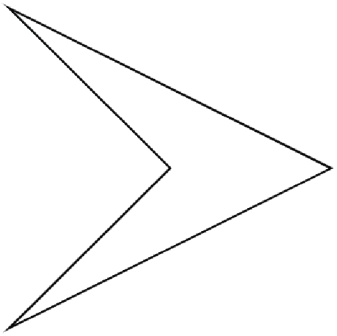

Shape Cards Grade 2

X



CC BY NC 2024 Illustrative Mathematics®



CC BY NC 2024 Illustrative Mathematics®

Shape Cards Grade 3

A

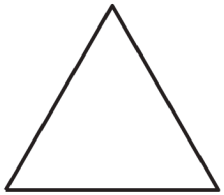

Shape Cards Grade 3

B

Shape Cards Grade 3

C

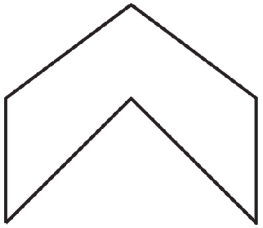

Shape Cards Grade 3

D



Shape Cards Grade 3

E

Shape Cards Grade 3

F

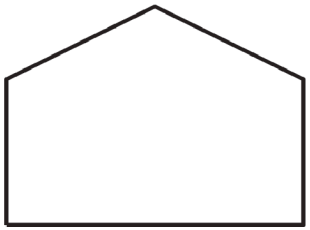

Shape Cards Grade 3

G

Shape Cards Grade 3

H

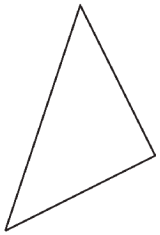

Shape Cards Grade 3

I

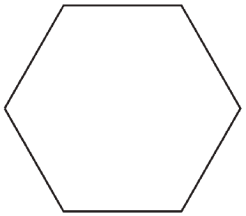

Shape Cards Grade 3

J



Shape Cards Grade 3

K



Shape Cards Grade 3

L

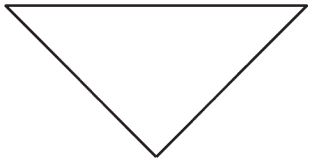

CC BY NC 2024 Illustrative Mathematics®

Shape Cards Grade 3

M



Shape Cards Grade 3

N

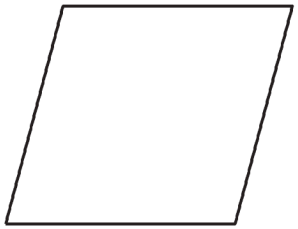

Shape Cards Grade 3

O

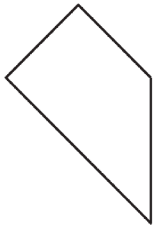

Shape Cards Grade 3

P

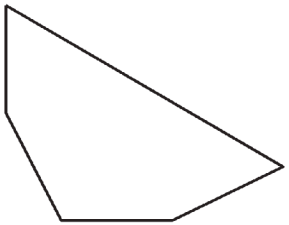

Shape Cards Grade 3

Q

Shape Cards Grade 3

R

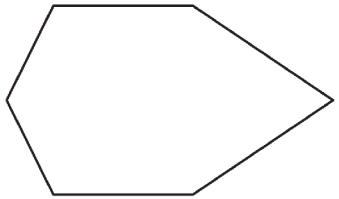

Shape Cards Grade 3

S

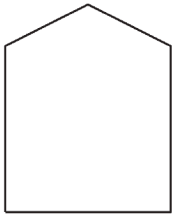

Shape Cards Grade 3

T

Shape Cards Grade 3

U

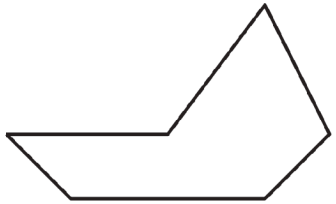

Shape Cards Grade 3

V

Shape Cards Grade 3

W



Shape Cards Grade 3

X



CC BY NC 2024 Illustrative Mathematics®

Quadrilateral Cards Grade 3
M



Quadrilateral Cards Grade 3
N

Quadrilateral Cards Grade 3
O

Quadrilateral Cards Grade 3
P

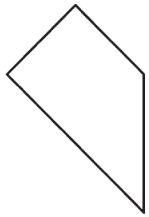

Quadrilateral Cards Grade 3
Q



Quadrilateral Cards Grade 3
R

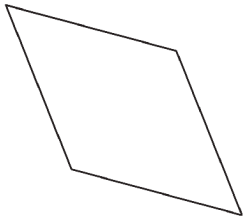

Quadrilateral Cards Grade 3
S

Quadrilateral Cards Grade 3
T

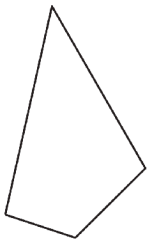

Quadrilateral Cards Grade 3
U

Quadrilateral Cards Grade 3
V

Quadrilateral Cards Grade 3
W

Quadrilateral Cards Grade 3
X



CC BY NC 2024 Illustrative Mathematics®

Quadrilateral Cards Grade 3
Y

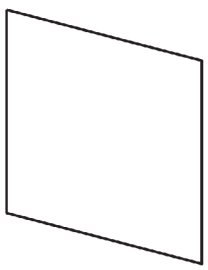

Quadrilateral Cards Grade 3
Z

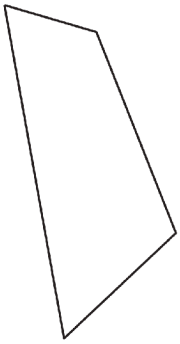

Quadrilateral Cards Grade 3
AA

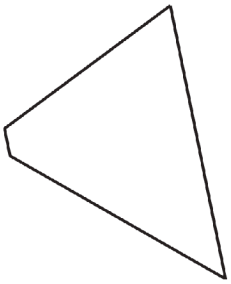

Quadrilateral Cards Grade 3
BB



Quadrilateral Cards Grade 3
CC



Quadrilateral Cards Grade 3
DD

Quadrilateral Cards Grade 3
EE

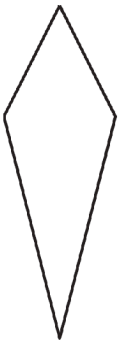

Quadrilateral Cards Grade 3
FF

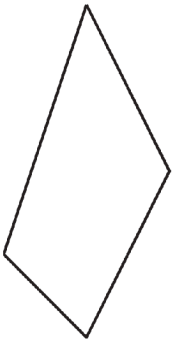

CC BY NC 2024 Illustrative Mathematics®

Directions:

- Partner A: Choose a shape card without showing your partner and describe the shape to your partner.
- Partner B: Draw the shape based on your partner's description.
- Compare the shapes. If Partner B drew the shape correctly, they keep the card.
- Take turns. The partner with the most cards at the end of the game wins.

Directions:

- Partner A: Choose a shape card without showing your partner and describe the shape to your partner.
- Partner B: Draw the shape based on your partner's description.
- Compare the shapes. If Partner B drew the shape correctly, they keep the card.
- Take turns. The partner with the most cards at the end of the game wins.

Directions:

- Partner A: Choose a shape card without showing your partner and describe the shape to your partner.
- Partner B: Draw the shape based on your partner's description.
- Compare the shapes. If Partner B drew the shape correctly, they keep the card.
- Take turns. The partner with the most cards at the end of the game wins.

CC BY NC 2024 Illustrative Mathematics®



CC BY NC 2024 Illustrative Mathematics®

Directions:

- Partner A: Draw a rectangle. Tell your partner either the area or the perimeter of your shape.
- Partner B:
  - Draw the rectangle you think your partner drew.
  - Earn 2 points if your rectangle matches your partner's rectangle.
  - Earn 1 point if it doesn't match but has the correct area or perimeter.
- Take turns. The partner with the higher score at the end of 8 rounds wins.

Points

Partner A	Partner B

Directions:

- Partner A: Draw a rectangle. Tell your partner either the area or the perimeter of your shape.
- Partner B:
  - Draw the rectangle you think your partner drew.
  - Earn 2 points if your rectangle matches your partner's rectangle.
  - Earn 1 point if it doesn't match but has the correct area or perimeter.
- Take turns. The partner with the higher score at the end of 8 rounds wins.

Points

Partner A	Partner B

CC BY NC 2024 Illustrative Mathematics®



CC BY NC 2024 Illustrative Mathematics®

Shape Cards Grade 4

A

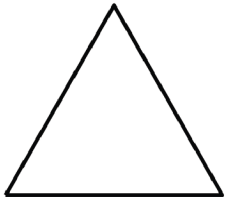

Shape Cards Grade 4

B

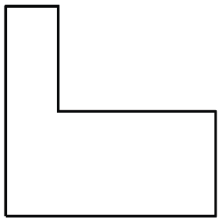

Shape Cards Grade 4

C

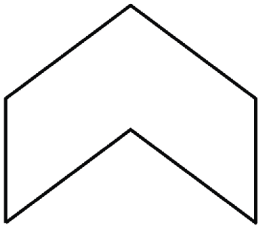

Shape Cards Grade 4

D



Shape Cards Grade 4

E

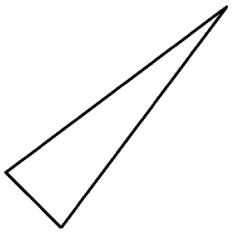

Shape Cards Grade 4

F

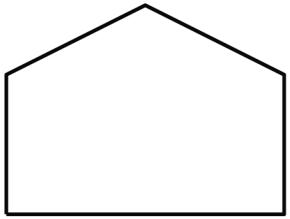

Shape Cards Grade 4

G

Shape Cards Grade 4

H

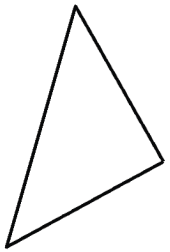

Shape Cards Grade 4

I

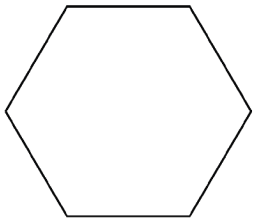

CC BY NC 2024 Illustrative Mathematics®

Shape Cards Grade 4

J

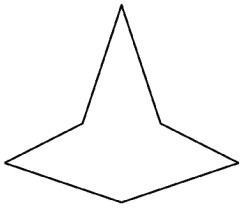

Shape Cards Grade 4

K



Shape Cards Grade 4

L

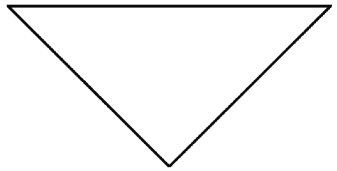

Shape Cards Grade 4

M



Shape Cards Grade 4

N

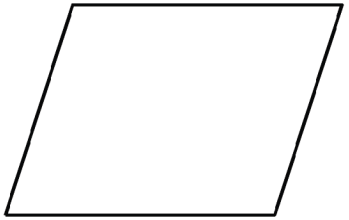

Shape Cards Grade 4

O

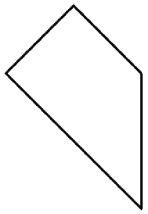

Shape Cards Grade 4

P

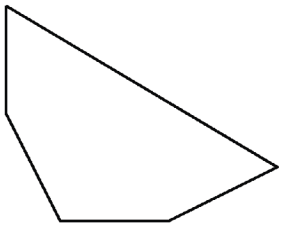

Shape Cards Grade 4

Q

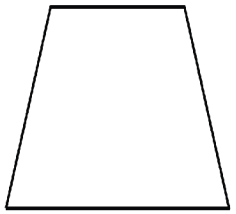

Shape Cards Grade 4

R



CC BY NC 2024 Illustrative Mathematics®

Shape Cards Grade 4

S

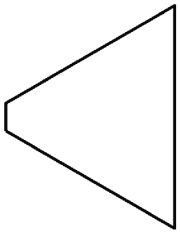

Shape Cards Grade 4

T

Shape Cards Grade 4

U

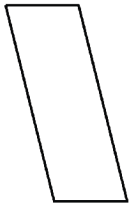

Shape Cards Grade 4

V



Shape Cards Grade 4

W



Shape Cards Grade 4

X

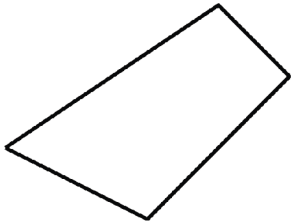

Shape Cards Grade 4

Y

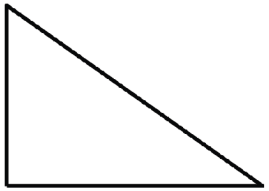

Shape Cards Grade 4

Z

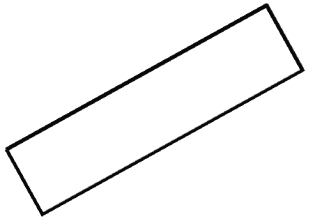

Shape Cards Grade 4

AA



CC BY NC 2024 Illustrative Mathematics®

Shape Cards Grade 4

BB

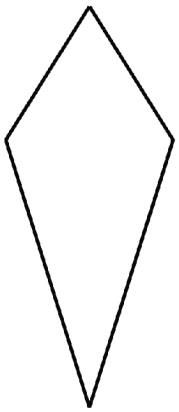

Shape Cards Grade 4

CC

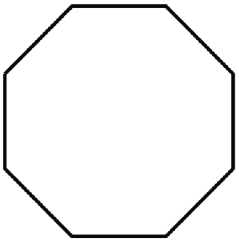

Shape Cards Grade 4

DD



Shape Cards Grade 4

EE

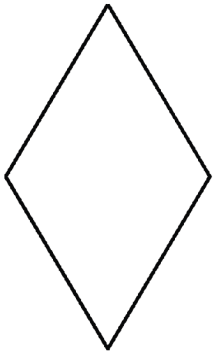

Shape Cards Grade 4

FF

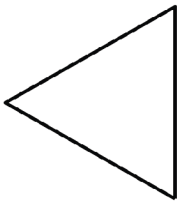

Shape Cards Grade 4

GG

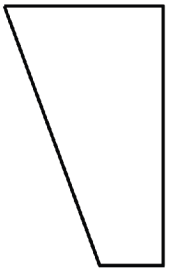

Shape Cards Grade 4

HH

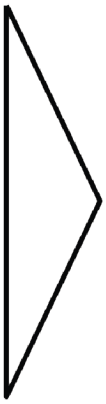

Shape Cards Grade 4

II

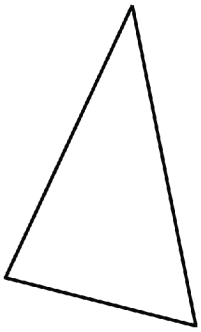

Shape Cards Grade 4

JJ

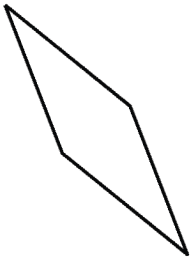

Directions:

- Partner A: Choose a shape card. Describe the shape to your partner without showing it.
- Partner B: Draw the shape your partner describes.
- Compare the shapes. If the shape exactly matches the card, Partner B keeps the card.
- Take turns. The partner with more cards at the end of the game wins.

Directions:

- Partner A: Choose a shape card. Describe the shape to your partner without showing it.
- Partner B: Draw the shape your partner describes.
- Compare the shapes. If the shape exactly matches the card, Partner B keeps the card.
- Take turns. The partner with more cards at the end of the game wins.

Directions:

- Partner A: Choose a shape card. Describe the shape to your partner without showing it.
- Partner B: Draw the shape your partner describes.
- Compare the shapes. If the shape exactly matches the card, Partner B keeps the card.
- Take turns. The partner with more cards at the end of the game wins.

Directions:

- Partner A: Choose a shape card. Describe the shape to your partner without showing it.
- Partner B: Draw the shape your partner describes.
- Compare the shapes. If the shape exactly matches the card, Partner B keeps the card.
- Take turns. The partner with more cards at the end of the game wins.

CC BY NC 2024 Illustrative Mathematics®

Directions:

- Organize the cards into 3 sets and use 1 set for each round:
  - Round 1: Shapes not on a grid
  - Round 2: Shapes on a grid without numbers
  - Round 3: Shapes on a numbered grid
- Partner A: Choose a card for Round 1. Describe the shape to your partner without showing it.
- Partner B:
  - Draw the shape your partner describes.
  - Earn 2 points if your shape exactly matches the card Partner A described.
  - Earn 1 point if it doesn't match exactly but matches the clue given.
- Switch roles and repeat to finish Round 1.
- Take turns. The partner with the highest score at the end of 3 rounds wins.

round	drawing	points
1		

CC BY NC 2024 Illustrative Mathematics®

2		
3	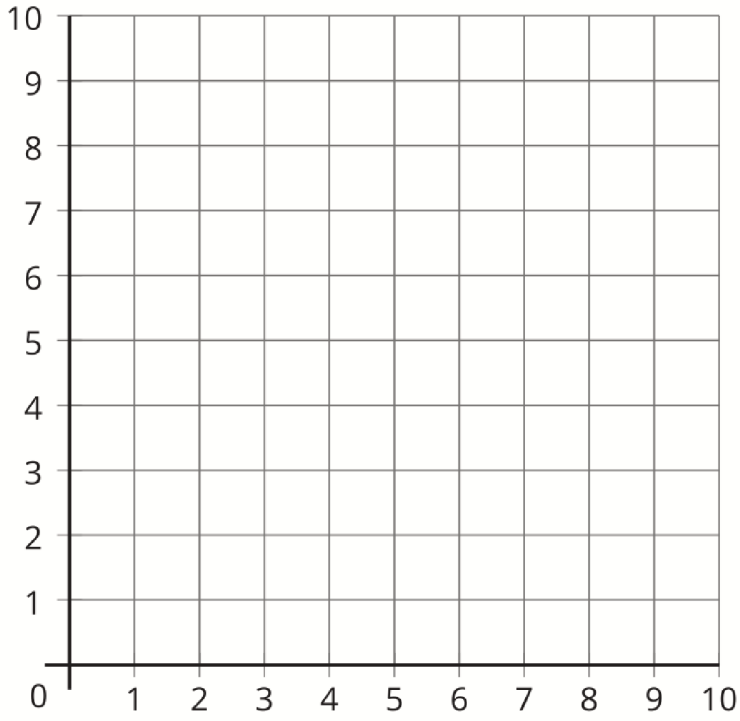	

Can You Draw It Stage 6



Can You Draw It Stage 6

Can You Draw It Stage 6

Can You Draw It Stage 6

CC BY NC 2024 Illustrative Mathematics®

Can You Draw It Stage 6

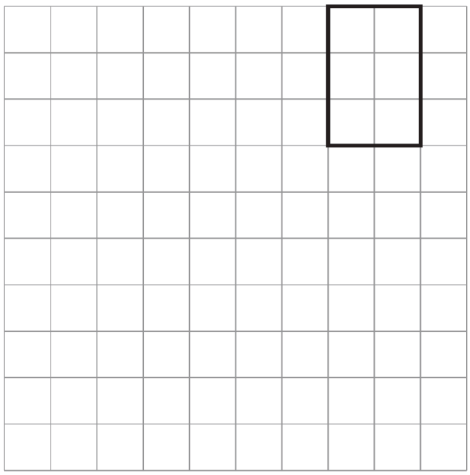

Can You Draw It Stage 6

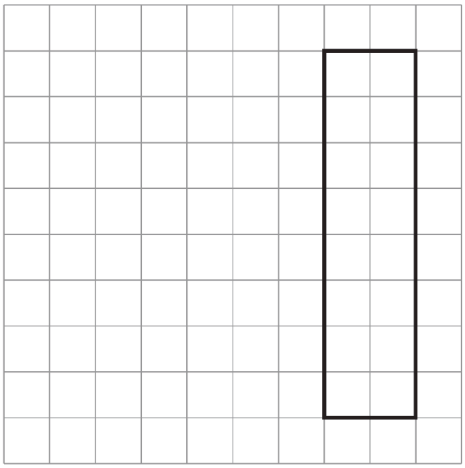

Can You Draw It Stage 6

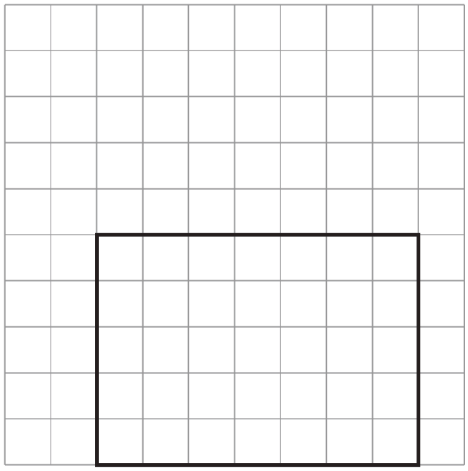

Can You Draw It Stage 6

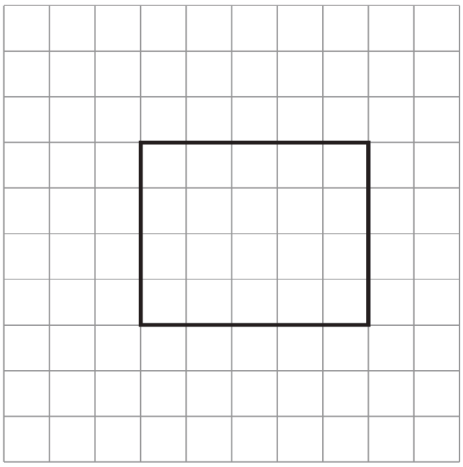

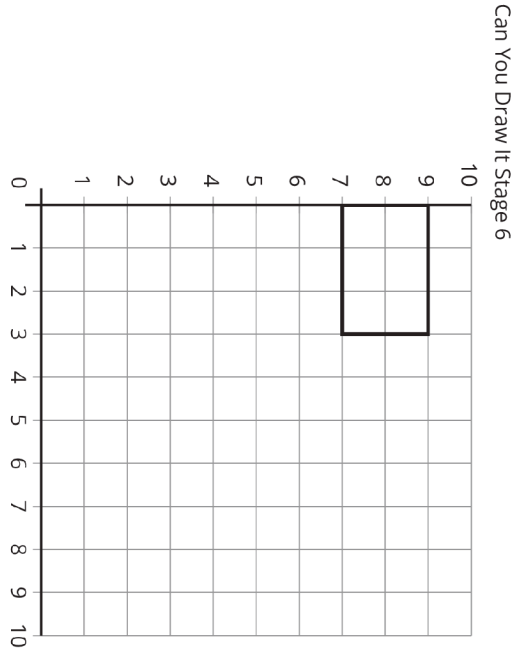
Can You Draw It Stage 6

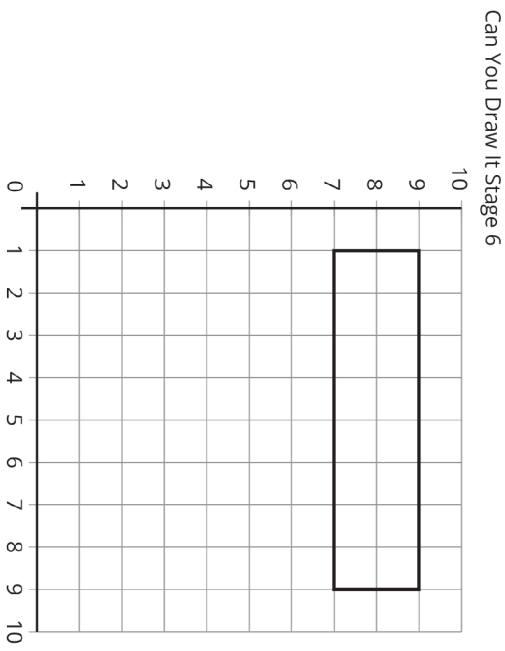
Can You Draw It Stage 6

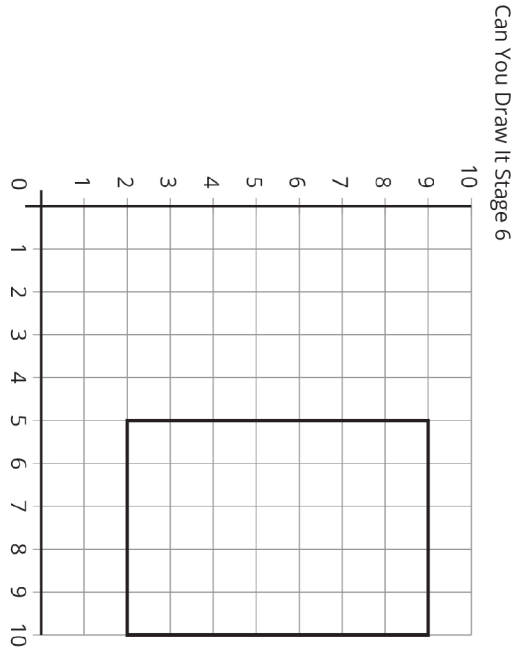
Can You Draw It Stage 6

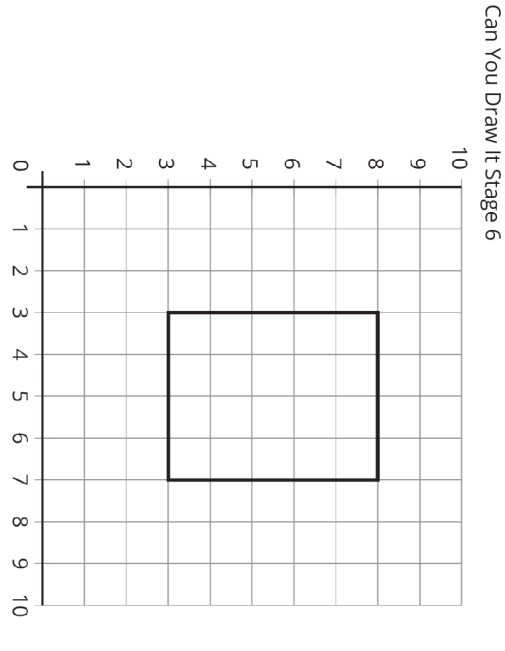
Can You Draw It Stage 6

CC BY NC 2024 Illustrative Mathematics®

Quadrilateral Cards Grade 5

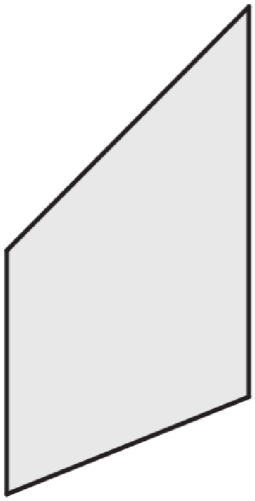

Quadrilateral Cards Grade 5

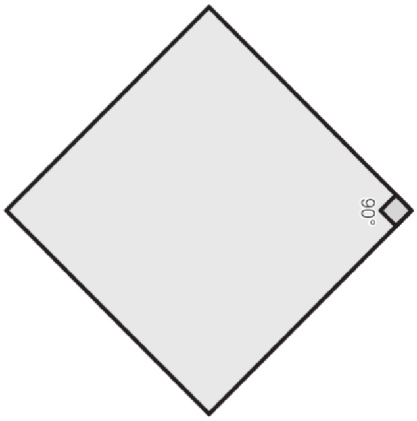

Quadrilateral Cards Grade 5

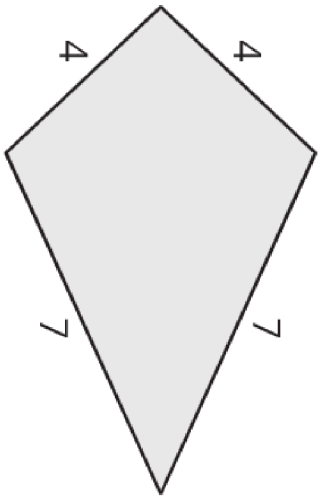

Quadrilateral Cards Grade 5

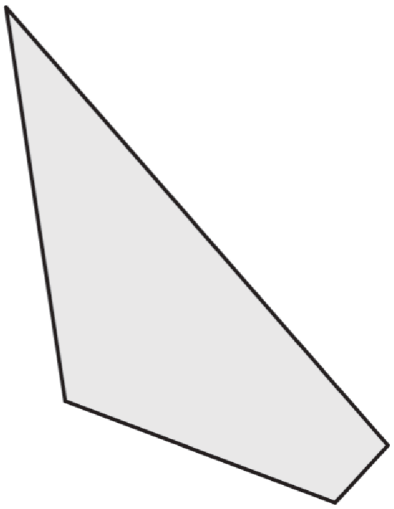

Quadrilateral Cards Grade 5

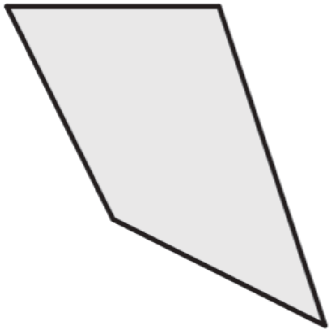

Quadrilateral Cards Grade 5

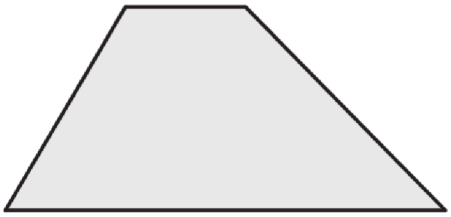

Quadrilateral Cards Grade 5

Quadrilateral Cards Grade 5



Quadrilateral Cards Grade 5

Quadrilateral Cards Grade 5

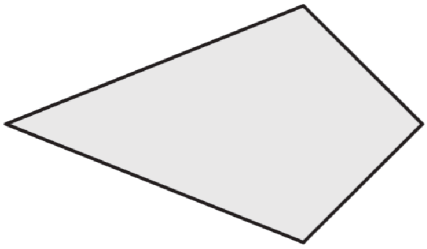

Quadrilateral Cards Grade 5

Quadrilateral Cards Grade 5

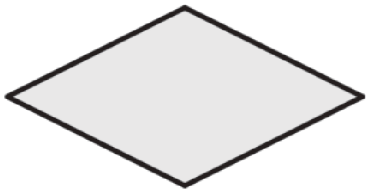

Quadrilateral Cards Grade 5



Quadrilateral Cards Grade 5

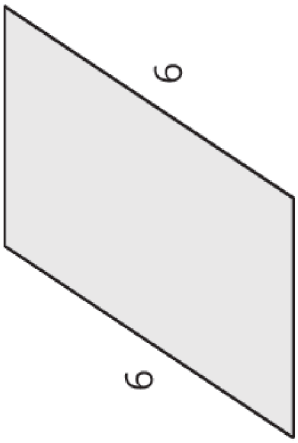

Quadrilateral Cards Grade 5

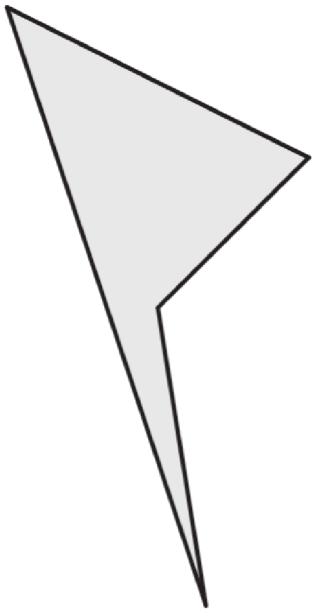

Quadrilateral Cards Grade 5

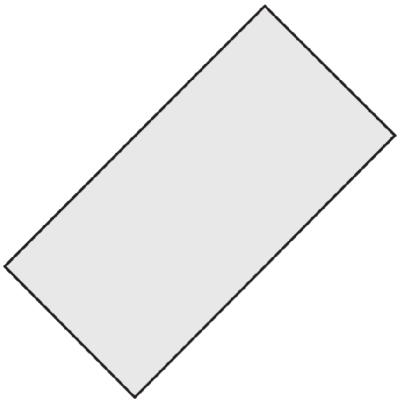

CC BY NC 2024 Illustrative Mathematics®

Triangle Cards Grade 5

A

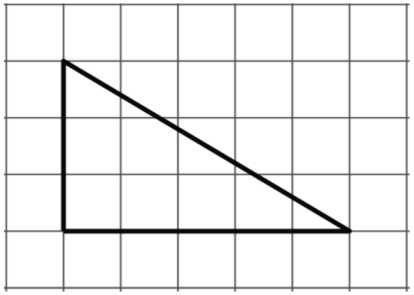

Triangle Cards Grade 5

B

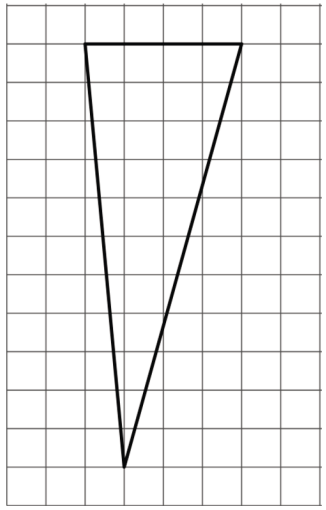

Triangle Cards Grade 5

C

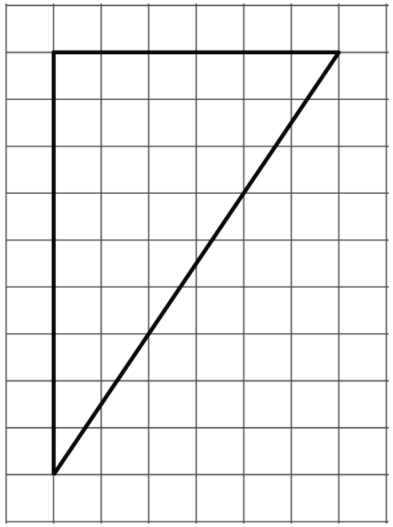

Triangle Cards Grade 5

D

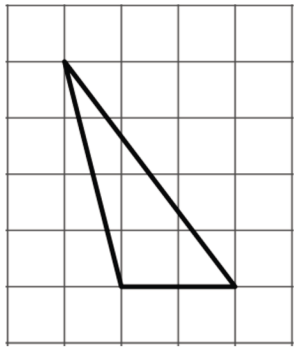

CC BY NC 2024 Illustrative Mathematics®

Triangle Cards Grade 5

E

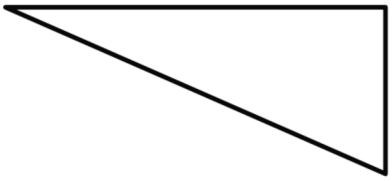

Triangle Cards Grade 5

F

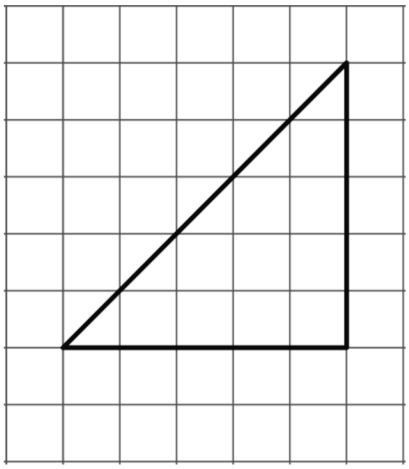

Triangle Cards Grade 5

G

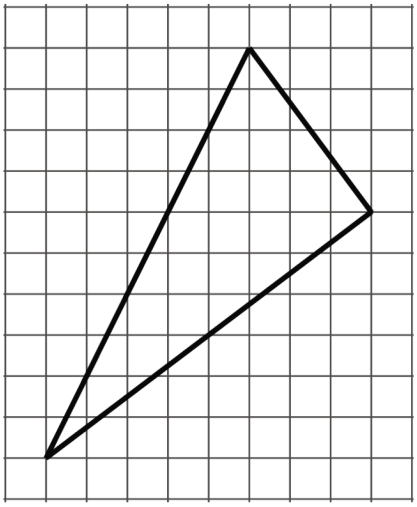

Triangle Cards Grade 5

H

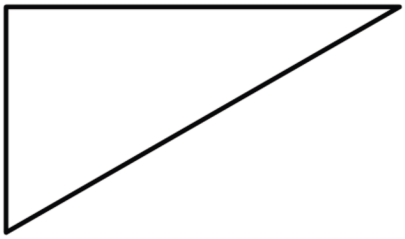

CC BY NC 2024 Illustrative Mathematics®

Triangle Cards Grade 5

I

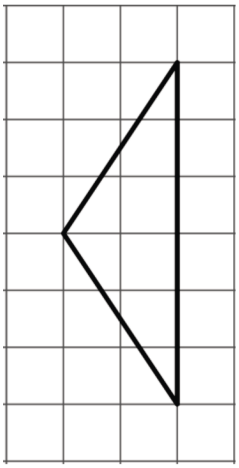

Triangle Cards Grade 5

J

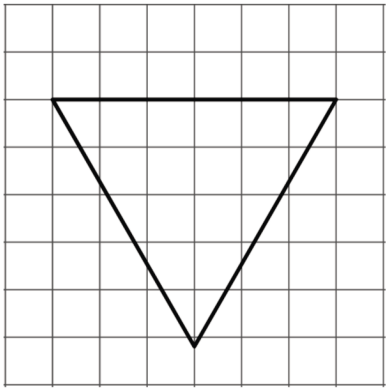

Triangle Cards Grade 5

K

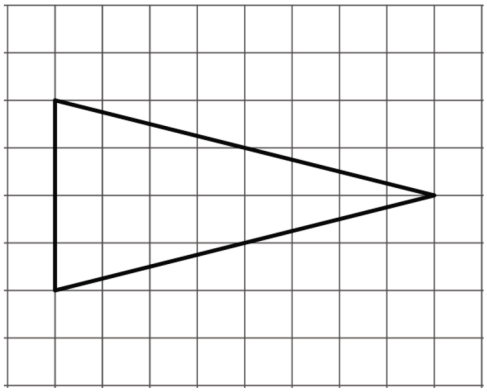

Triangle Cards Grade 5

L

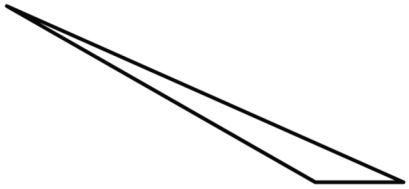

Directions:

- Partner A: Choose a shape card. Describe the shape to your partner without showing it.
- Partner B: Draw the shape your partner describes.
- Compare the shapes. If the shape exactly matches the card, Partner B keeps the card.
- Take turns. The partner with more cards at the end of the game wins.

Directions:

- Partner A: Choose a shape card. Describe the shape to your partner without showing it.
- Partner B: Draw the shape your partner describes.
- Compare the shapes. If the shape exactly matches the card, Partner B keeps the card.
- Take turns. The partner with more cards at the end of the game wins.

Directions:

- Partner A: Choose a shape card. Describe the shape to your partner without showing it.
- Partner B: Draw the shape your partner describes.
- Compare the shapes. If the shape exactly matches the card, Partner B keeps the card.
- Take turns. The partner with more cards at the end of the game wins.

Directions:

- Partner A: Choose a shape card. Describe the shape to your partner without showing it.
- Partner B: Draw the shape your partner describes.
- Compare the shapes. If the shape exactly matches the card, Partner B keeps the card.
- Take turns. The partner with more cards at the end of the game wins.

CC BY NC 2024 Illustrative Mathematics®