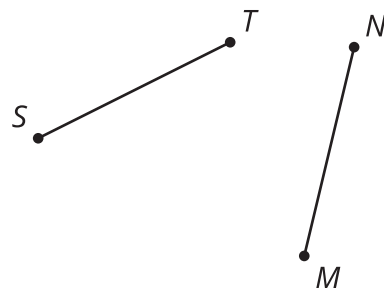
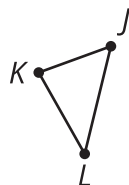
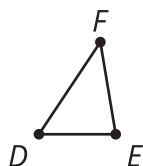
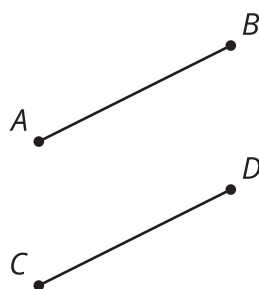
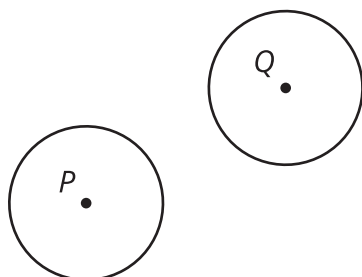


Unit 1 Lesson 6: Construction Techniques 4: Parallel and Perpendicular Lines

1 Math Talk: Transformations (Warm up)

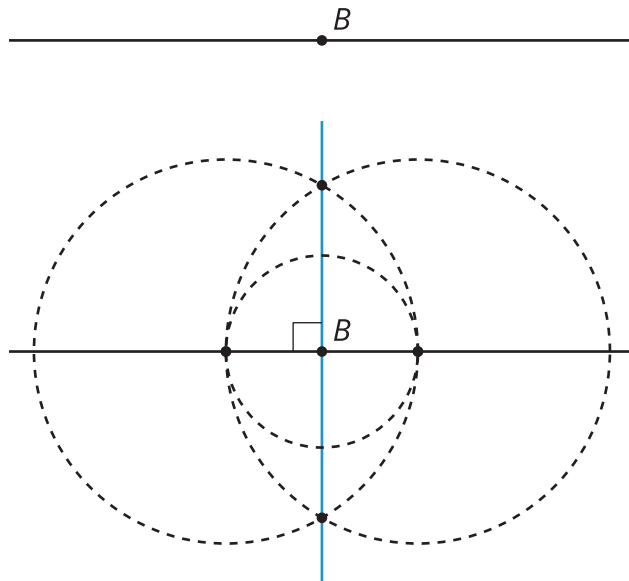
Student Task Statement

Each pair of shapes is congruent. Mentally identify a transformation or sequence of transformations that could take one shape to the other.



2 Standing on the Shoulders of Giants

Images for Launch



Student Task Statement

Here is a line m and a point C *not* on the line. Use straightedge and compass moves to construct a line perpendicular to line m that goes through point C . Be prepared to share your reasoning.



3 Parallel Constructions Challenge

Student Task Statement

Here is a line m and a point C *not* on the line. Use straightedge and compass moves to construct a line parallel to line m that goes through point C .

