



Subtract with Objects





Let's subtract with counters.

Warm-up

How Many Do You See: Subtraction

How many do you see?

How do you see them?



Activity 1

Subtract Counters

1. Count 8 counters.
Take away 3.

There are _____ counters left.

2. Count 10 counters.
Take away 6.

There are _____ counters left.



3. Count 7 counters.
Take away 1.

There are _____ counters left.

4. Count 9 counters.
Take away 3.

There are _____ counters left.

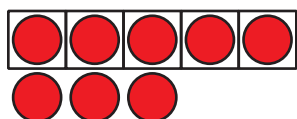


Activity 3

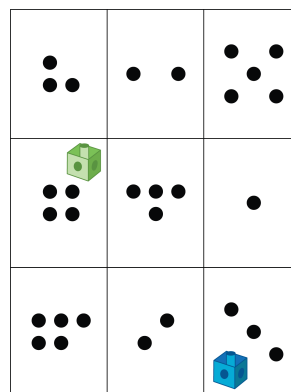
Centers: Choice Time

Choose a center.


5-Frames



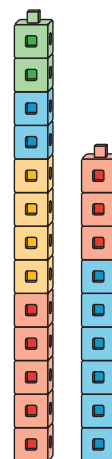
Roll and Add



Math Libs



Tower Build





Section A Summary


We can put 2 groups together.



3 yellow counters and 4 red counters is 7 counters.

3 and 4 is 7.

We added things.



There are 5 counters on the 5-frame.

Add 4 more.

5 and 4 is 9.

We subtracted.



There are 5 counters on the 5-frame.

Take away 2.

5 take away 2 is 3.

