



Is It Odd or Even?

Let's explain why the number of objects in a group is even or odd.

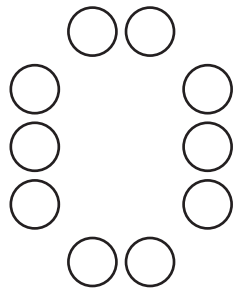


Activity 1

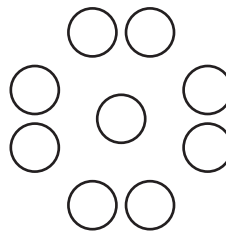
Color by Number

Han wants to color a design with the same number of yellow and blue shapes.

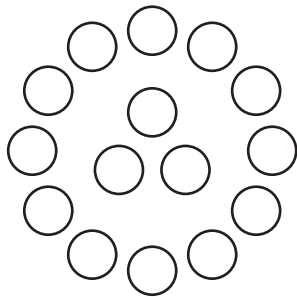
A



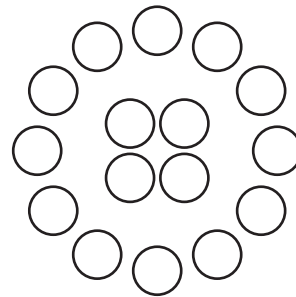
B



C



D



1. Which designs can Han use? Show your thinking using objects, drawings, numbers, or words.

2. Draw a circle design that would work for Han. Then draw a circle design that would **not** work for Han.

If you have time:

Priya draws a design with 6 circles, 3 triangles, and 3 squares. Can Han color it the way he wants? Show your thinking using objects, drawings, numbers, or words.



Activity 2

Card Sort: Even or Odd

Your teacher will give you a set of cards.

1. Take turns sorting your cards into 2 groups. Make 1 group that shows even numbers and 1 group that shows odd numbers.

Explain your thinking to your partner.

2. Now sort the cards into groups that show the same number. How do the cards in each group show whether the number is even or odd?

Explain your thinking to your partner.