

Grade 5 Unit 3

Lesson 10

CC BY 2021 Illustrative Mathematics®

Unit 3 Lesson 10: Concepts of Division

WU Number Talk: Same Dividend, Different Divisor (Warm up)

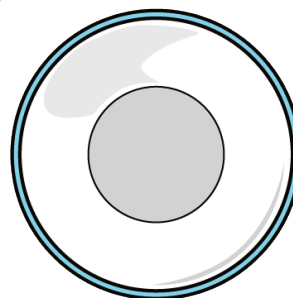
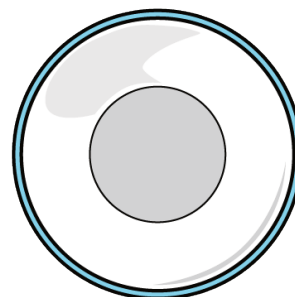
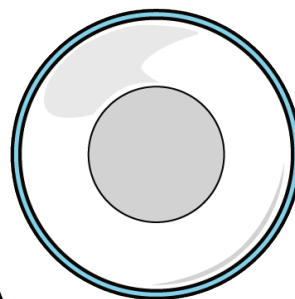

Student Task Statement

Find the value of each expression mentally.

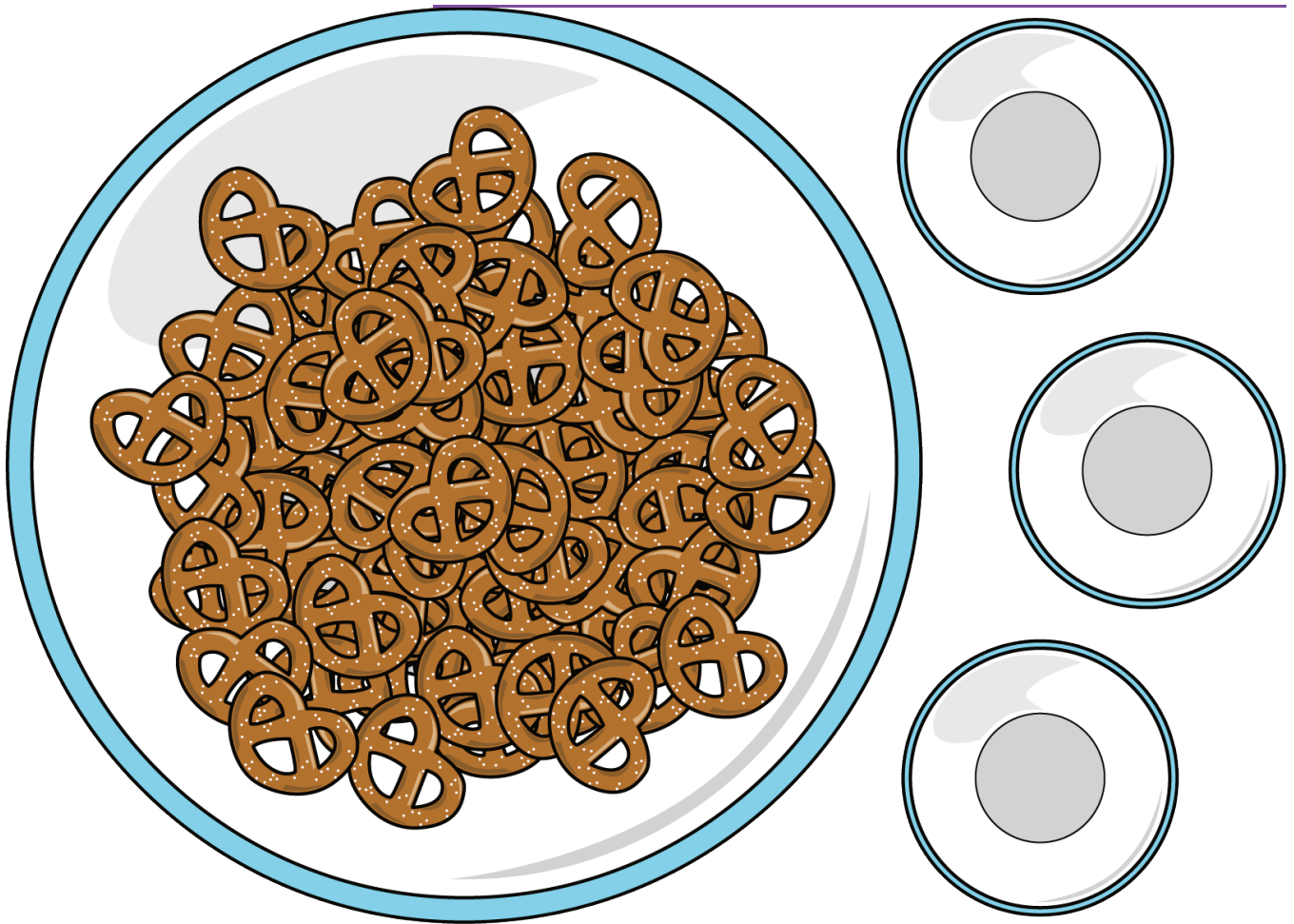
- $120 \div 12$
- $120 \div 6$
- $120 \div 3$
- $120 \div 2$

1 Share Pretzels

Images for Launch



Student Task Statement



Order the situations from greatest to least based on the number of pretzels each student will get. Be prepared to explain your reasoning.

3 students equally share 42 pretzels.

14 students equally share 42 pretzels.

3 students equally share 24 pretzels.

3 students equally share 45 pretzels.

7 students equally share 42 pretzels.

3 students equally share 6 pretzels.

6 students equally share 42 pretzels.

2 Division Patterns

Student Task Statement

1. Find the value of each expression.

a. $36 \div 3$

b. $12 \div 3$

c. $9 \div 3$

d. $6 \div 3$

e. $3 \div 3$

f. $1 \div 3$

2. What patterns do you notice?
3. Why is the quotient getting smaller?
4. What do you know about this expression: $\frac{1}{3} \div 3$?
5. Draw a diagram to represent $\frac{1}{3} \div 3$.