



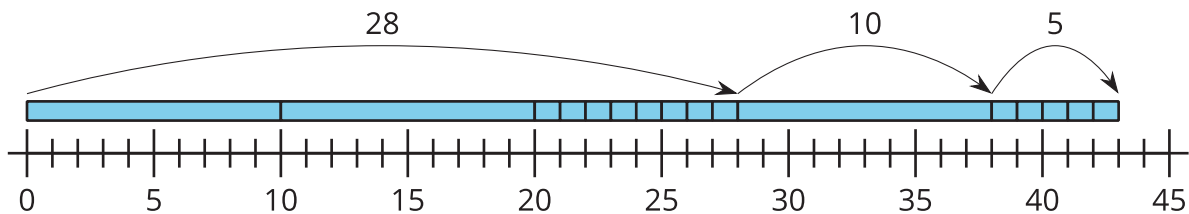
# Place Value and the Number Line

Let's compare methods using the number line.

## Warm-up

### Notice and Wonder: Base-Ten and the Number Line

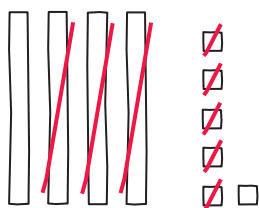
What do you notice? What do you wonder?



## Activity 1

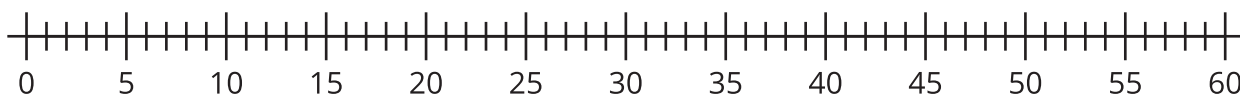
### Compare Representations

Clare subtracts and represents her work with a base-ten diagram.



1. Write an equation to represent Clare's work.

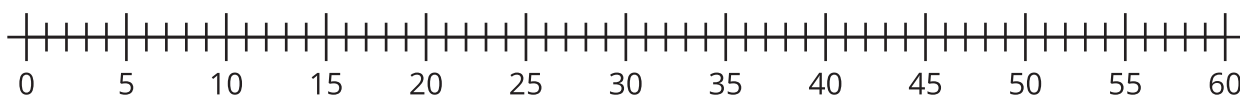
2. Represent Clare's method on the number line.



3. Find the value of  $58 - 24$ .

Show your thinking using a base-ten diagram.

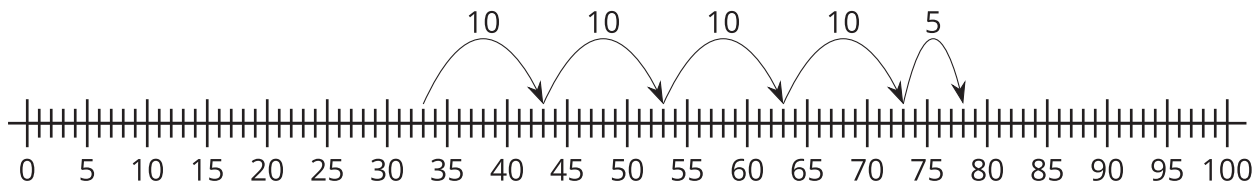
4. Represent how you found the value of  $58 - 24$  on the number line.



## Activity 2

### On the Number Line

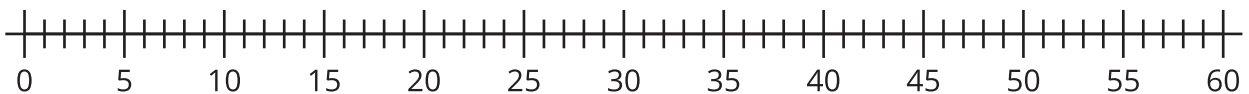
Diego finds the value of  $33 + 45$ . He says he can count on by tens, then by ones. He uses a number line to show what he means.



1. Write an equation to show the sum for Diego's work.

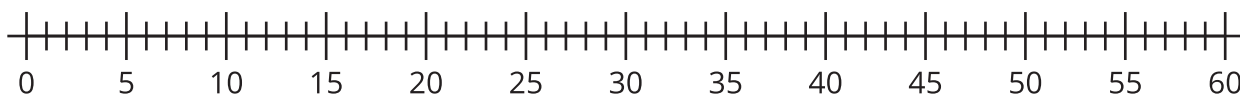
2. Find the value of  $23 + 24$ .

Show your thinking using the number line.



3. Find the value of  $50 - 32$ .

Show your thinking using the number line.



4. Find the value of  $40 - 26$ .

Show your thinking using the number line.

