

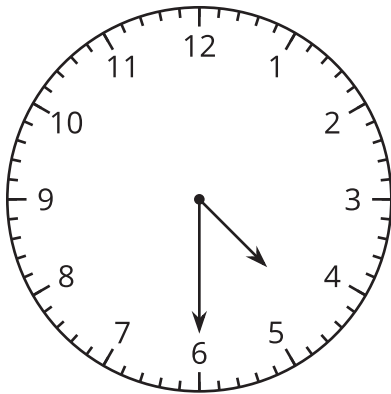


Tell Time with Halves and Quarters

Let's tell time with halves and quarters.

Warm-up

What Do You Know about Ways to Tell Time?

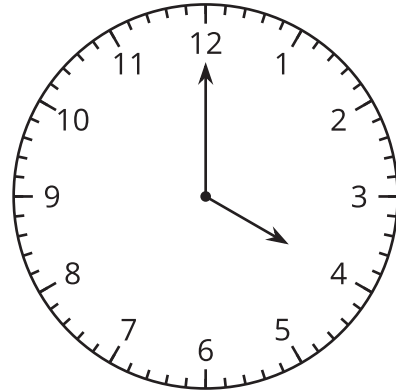
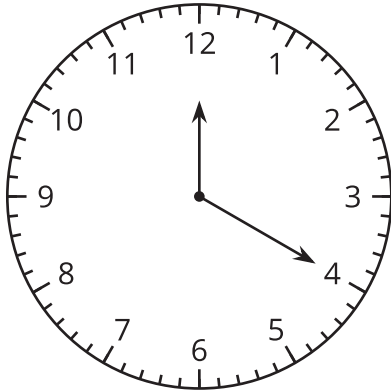


What do you know about telling time? What words do you use to talk about time?

Activity 1

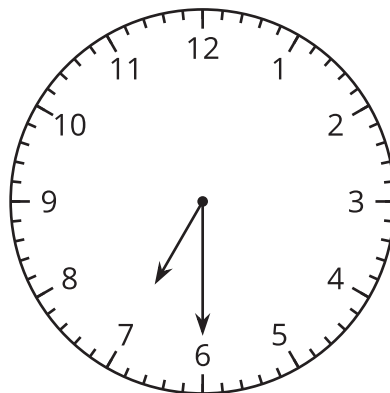
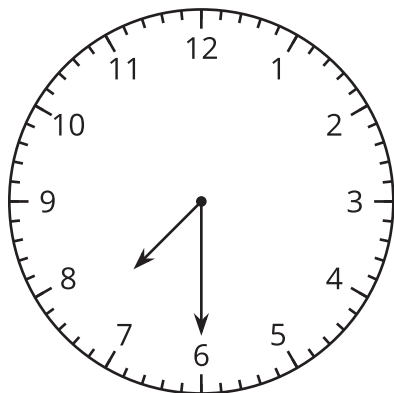
Tell Time to the Hour and Half Hour

1. Circle the clock that shows 4 o'clock.



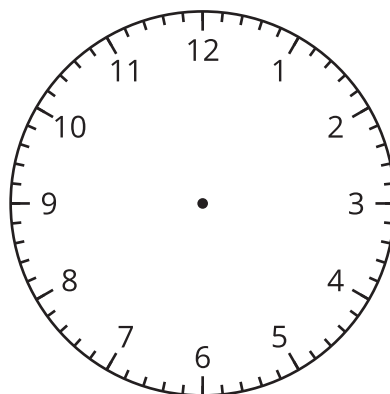
Why doesn't the other clock show 4 o'clock? Explain your reasoning.

2. Circle the clock that shows half past 7.

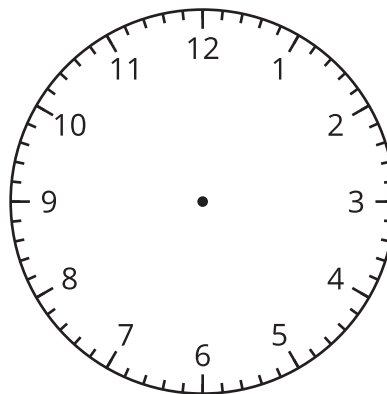


Why doesn't the other clock show half past 7? Explain your reasoning.

3. Draw hands on the clock to show 10:00.



4. Draw hands on the clock to show 1:30.

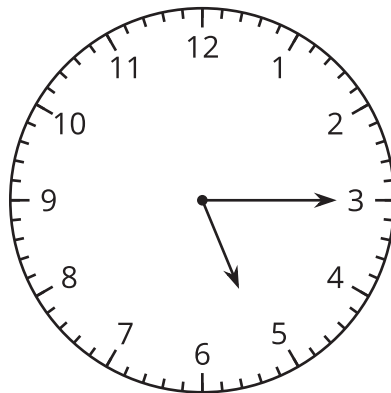


Activity 2

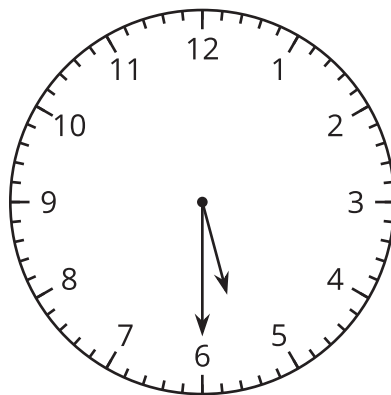
Card Sort: Halves and Quarters

1. Your teacher will give you a set of cards. Match each clock face with a circle and a phrase. Be ready to explain your reasoning.
2. Write the time shown on each clock. Use the words “half past,” “quarter past,” or “quarter till.”

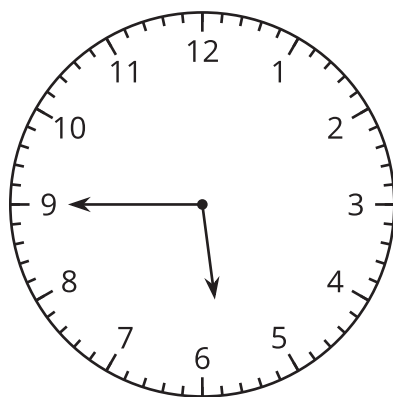
a.



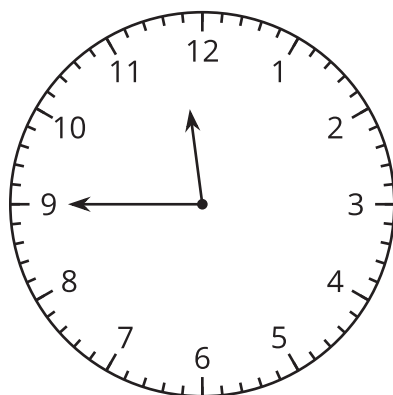
b.



c.



d.



e.

