Unit 7, Lesson 7

Put Together Flat Shapes

Let's build a new shape from smaller shapes.

Warm-up

Notice and Wonder: Dogs

What do you notice?
What do you wonder?





Activity 2

Shape Pictures

1. Build something using the pattern blocks.

   Trace what you made. Record how many pattern blocks you used.



2. Make the same object you just made. Use different pattern blocks.

   Record how many pattern blocks you used.

If you have time: Build the same object again.
Use the most pattern blocks you can.
Record how many pattern blocks you used.

 CC BY NC 2024
Illustrative Mathematics®

Section A Summary

We learned about solid shapes.





We learned about flat shapes.

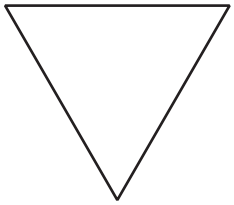

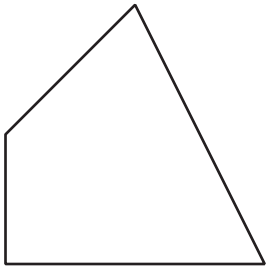

We described and named shapes.

This shape has 3 straight sides and 3 corners.
So, it is a **triangle**.

These shapes have 4 straight sides and 4 square corners.
So, they are all **rectangles**.

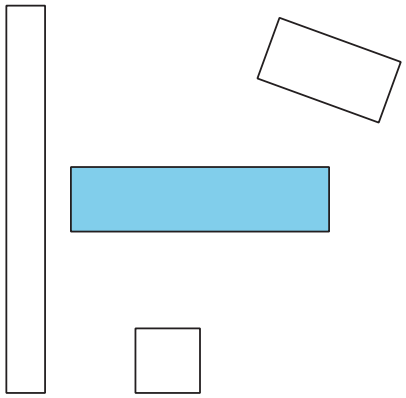

These shapes all have 4 straight sides that are the same length and 4 square corners.
So, they are all **squares**.

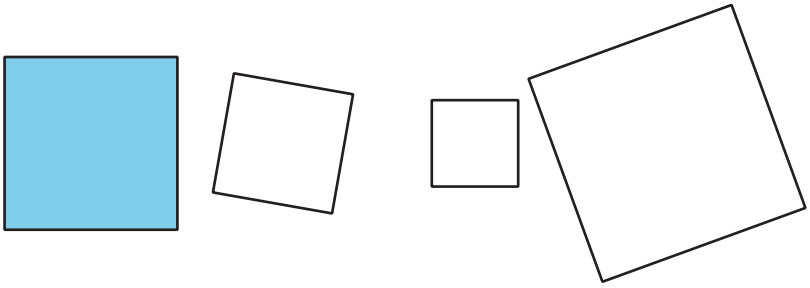

We built larger shapes from smaller shapes.