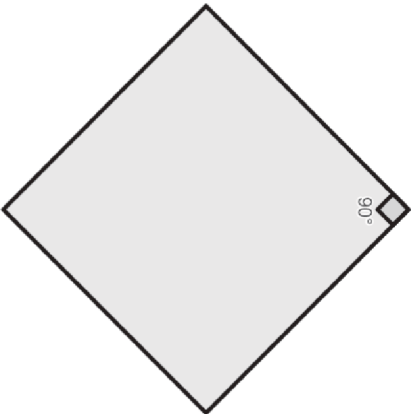




Quadrilateral Cards Grade 5



Quadrilateral Cards Grade 5



Quadrilateral Cards Grade 5



Quadrilateral Cards Grade 5



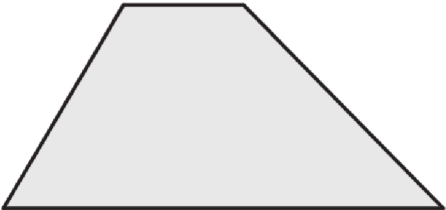
Quadrilateral Cards Grade 5



Quadrilateral Cards Grade 5



Quadrilateral Cards Grade 5



Quadrilateral Cards Grade 5



Quadrilateral Cards Grade 5



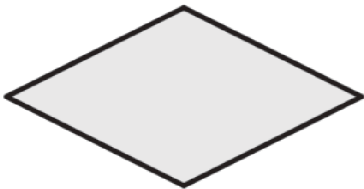
Quadrilateral Cards Grade 5




Quadrilateral Cards Grade 5



Quadrilateral Cards Grade 5



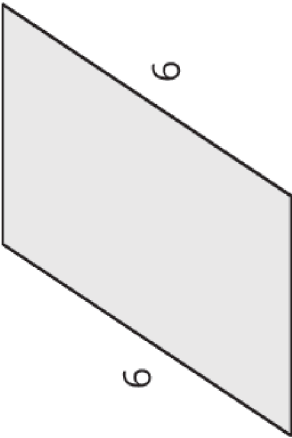
Quadrilateral Cards Grade 5



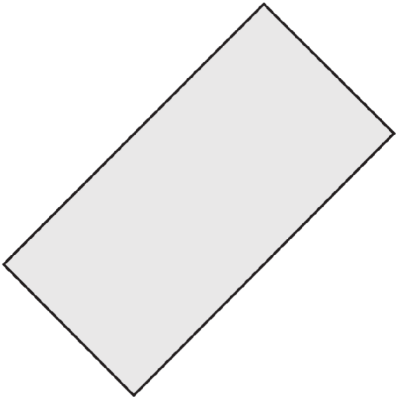
Quadrilateral Cards Grade 5



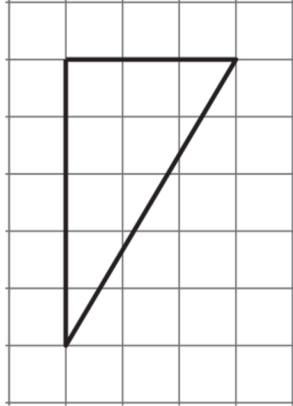
Quadrilateral Cards Grade 5



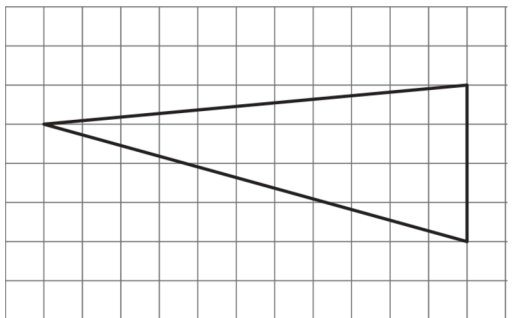
Quadrilateral Cards Grade 5



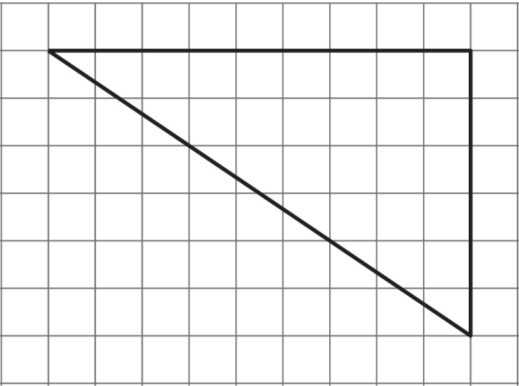
Triangle Cards Grade 5
A



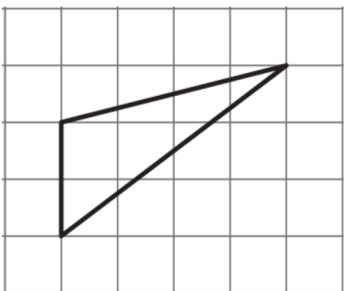
Triangle Cards Grade 5
B



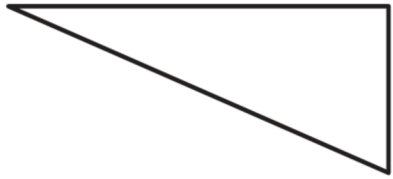
Triangle Cards Grade 5
C



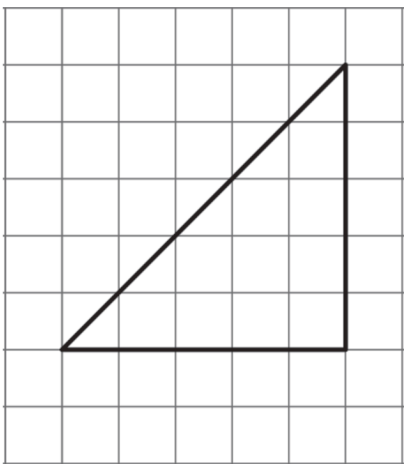
Triangle Cards Grade 5
D



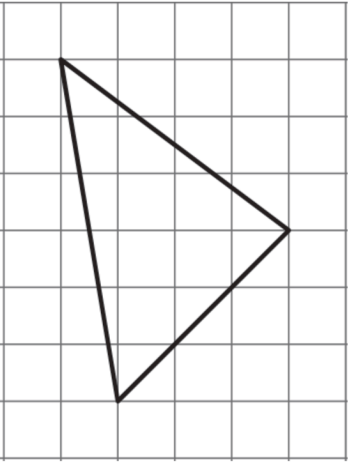
Triangle Cards Grade 5
E



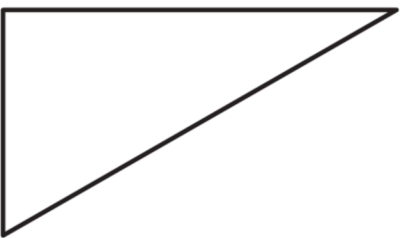
Triangle Cards Grade 5
F



Triangle Cards Grade 5
G

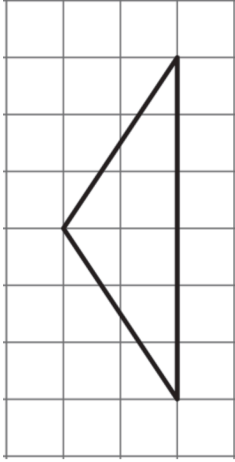


Triangle Cards Grade 5
H



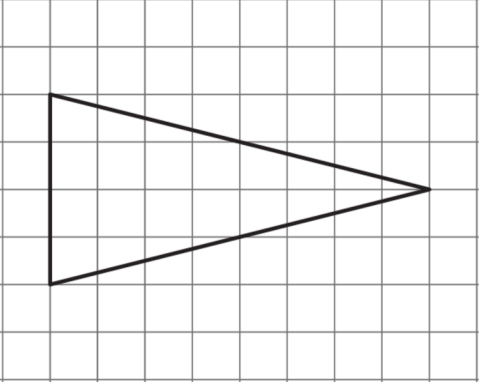
Triangle Cards Grade 5

I



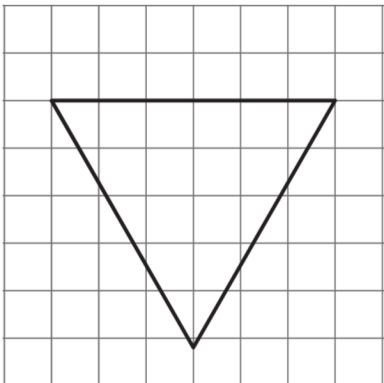
Triangle Cards Grade 5

K



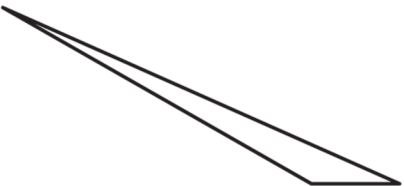
Triangle Cards Grade 5

J



Triangle Cards Grade 5

L



Directions:

- Partner A: Choose a shape card. Describe the shape to your partner without showing it.
 - Partner B: Draw the shape your partner describes.
 - Compare the shapes. If the shape exactly matches the card, Partner B keeps the card.
 - Take turns. The partner with more cards at the end of the game wins.
-

Directions:

- Partner A: Choose a shape card. Describe the shape to your partner without showing it.
 - Partner B: Draw the shape your partner describes.
 - Compare the shapes. If the shape exactly matches the card, Partner B keeps the card.
 - Take turns. The partner with more cards at the end of the game wins.
-

Directions:

- Partner A: Choose a shape card. Describe the shape to your partner without showing it.
 - Partner B: Draw the shape your partner describes.
 - Compare the shapes. If the shape exactly matches the card, Partner B keeps the card.
 - Take turns. The partner with more cards at the end of the game wins.
-

Directions:

- Partner A: Choose a shape card. Describe the shape to your partner without showing it.
- Partner B: Draw the shape your partner describes.
- Compare the shapes. If the shape exactly matches the card, Partner B keeps the card.
- Take turns. The partner with more cards at the end of the game wins.