



# Equivalent Fractions

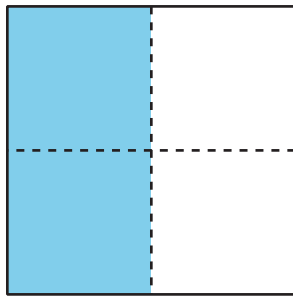
Let's identify equivalent fractions.

## Activity 1

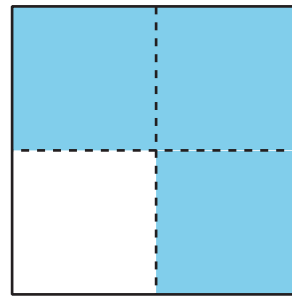
Equivalent to  $\frac{1}{2}$

1. Which shapes have shading that covers  $\frac{1}{2}$  of the shape? Be prepared to share your reasoning.


**A**



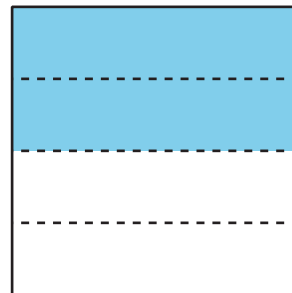
**B**

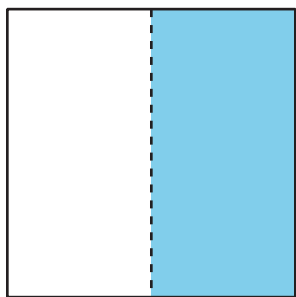


**C**



**D**



**E****F**

2. How can there be more than 1 way of shading a shape to show  $\frac{1}{2}$ ?

## Activity 2

### Find Equivalent Fractions

Use your fraction strips from an earlier lesson to find as many fractions as you can that are equivalent to:

1.  $\frac{1}{2}$

2.  $\frac{2}{3}$

3.  $\frac{6}{6}$

4.  $\frac{3}{4}$

Be prepared to show how you know the fractions are equivalent.

