



Equivalent Fractions on a Number Line

Let's find fractions at the same location.

Warm-up

Notice and Wonder: Running on a Trail

What do you notice? What do you wonder?

Tyler ran part of the length of a trail.
Han ran part of the length of the same trail.



Activity 1

Running Part of a Trail

Some students ran on the same trail at a park. Decide if each pair of students ran the same distance.

You can use number lines if they are helpful to you.


1. Elena ran $\frac{3}{6}$ of the trail.




Han ran $\frac{1}{2}$ of the trail.




2. Jada ran $\frac{1}{4}$ of the trail.



Kiran ran $\frac{2}{8}$ of the trail.



3. Lin ran $\frac{2}{3}$ of the trail.



Mai ran $\frac{5}{6}$ of the trail.







Activity 2

Locate and Pair

1. Locate and label the following numbers on a number line. You can use more than 1 number line if you wish.

$\frac{1}{2}, \frac{1}{3}, \frac{1}{4}, \frac{2}{3}, \frac{2}{6}, \frac{3}{8}, \frac{3}{4}, \frac{4}{6}, \frac{4}{8}, \frac{6}{8},$
 $\frac{7}{8}$

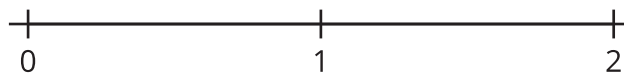
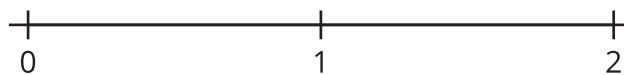
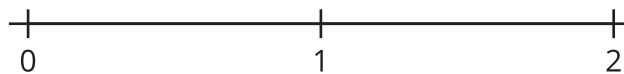


2. Use your labels to find 4 pairs of fractions that are equivalent. Write equations to represent them.

_____ = _____ _____ = _____ _____ = _____ _____ = _____



If you have time: Use the number lines to generate as many equivalent fractions as you can.



Activity 3

Rolling for Equivalent Fractions

1. Roll 6 number cubes. If you roll any 5s, they count as a wild card and can be any number you'd like.
2. Can you put the numbers you rolled in the boxes to make a statement that shows equivalent fractions? Work with your partner to find out.
3. If you cannot, re-roll as many number cubes as you'd like. You can re-roll your number cubes twice.
4. If you can make equivalent fractions, record your statement and show or explain how you know the fractions are equivalent. You get 1 point for each pair of equivalent fractions you write.

Round 1:

<div></div>	=	<div></div>
<div></div>		<div></div>

Show or explain how your fractions are equivalent.

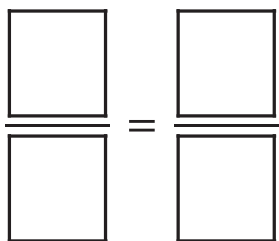
Round 2:

<div></div>	=	<div></div>
<div></div>		<div></div>

Show or explain how your fractions are equivalent.

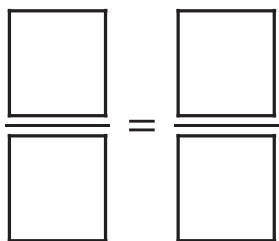
Round 3:

Round 4:



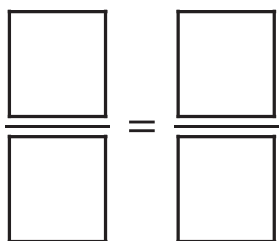
Show or explain how your fractions are equivalent.

Round 5:

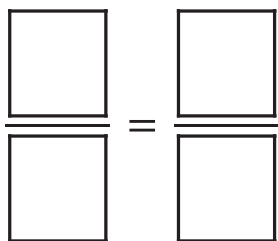


Show or explain how your fractions are equivalent.

Round 7:

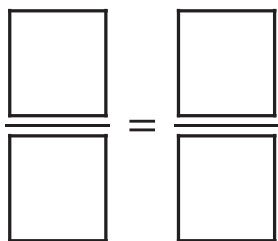


Show or explain how your fractions are equivalent.



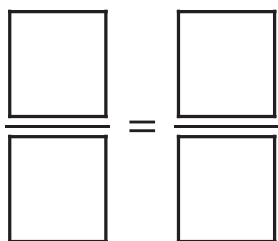
Show or explain how your fractions are equivalent.

Round 6:



Show or explain how your fractions are equivalent.

Round 8:



Show or explain how your fractions are equivalent.