



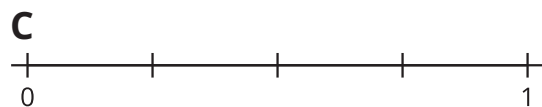

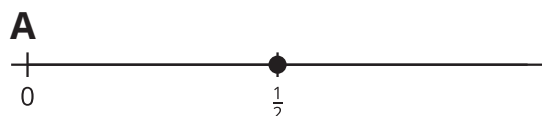
# All Kinds of Numbers on the Number Line

Let's locate numbers on the number line when we are given the location of 1 fraction.

## Warm-up

### Which Three Go Together: Many Number Lines

Which 3 go together?




## Activity 1

### Locate 1 Again

1. Locate and label 1 on each number line.


a.



b.



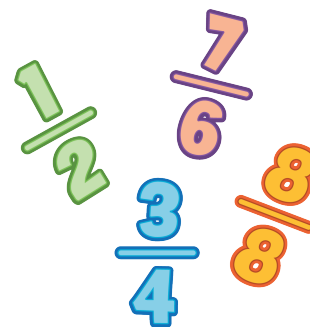
c.



2. Use any of the number lines to explain how you located 1.

---


---



## Activity 2

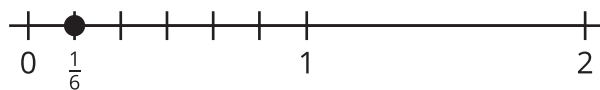
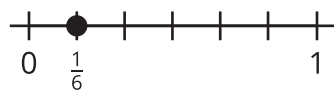
### Locate $\frac{3}{4}$

Locate and label  $\frac{3}{4}$  on the number line. Be prepared to explain your reasoning.

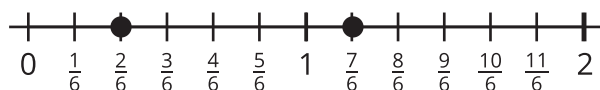


## Section B Summary

We located and labeled fractions on the number line. We learned how to partition the number line from 0 to 1 to locate unit fractions.



Then we used the locations of unit fractions to locate other fractions.



We also learned that some fractions are at the same locations as whole numbers on the number line. On this number line, we can see that  $\frac{6}{6}$  shares the same location as 1, and  $\frac{12}{6}$  shares the same location as 2.

At the end of the section, we used our understanding of unit fractions to locate 1 on the number line when we only knew the location of a fraction.