Unidad 7, Lección 13

Es hora de aprender sobre relojes

Leamos y escribamos las horas del reloj.

Calentamiento

Observa y pregúntate: Relojes

¿Qué observas?
¿Qué te preguntas?

1:00
2:00
3:00
4:00
5:00
6:00
7:00
8:00
9:00
10:00
11:00
12:00

Actividad 1

Organicemos relojes

¿Qué observas acerca de este reloj?

¿Qué te preguntas?

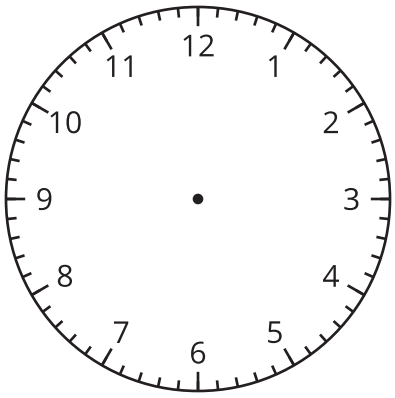

Actividad 2

Conectemos relojes con horas escritas

Los dos relojes muestran la misma hora.

¿Qué hora muestran?

¿Cómo lo sabes?

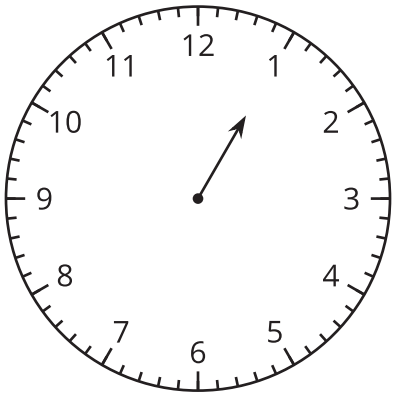

1:00

CC BY NC 2024
Illustrative Mathematics®

Actividad 3

Nuestro día escolar

Estos 2 relojes muestran la misma hora.

¿Qué observas?

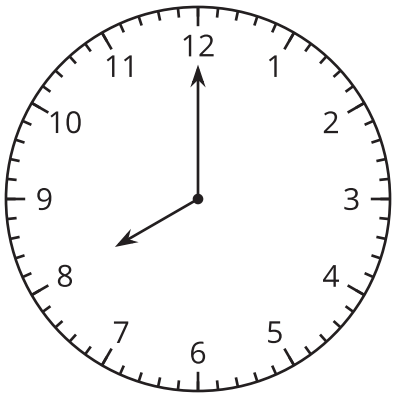

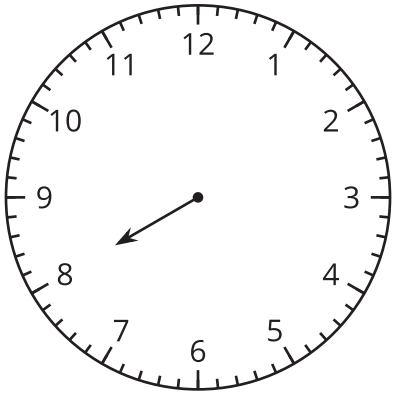

Completa cada reloj para mostrar a qué hora comienza la actividad.

8:00

Llegada a la escuela

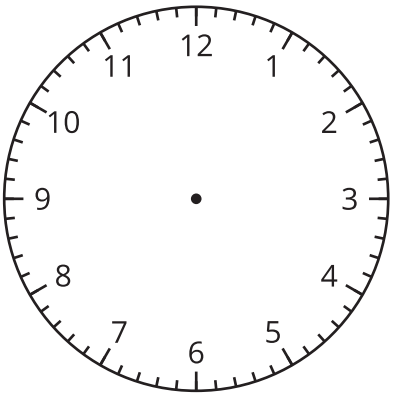

:

Lectura

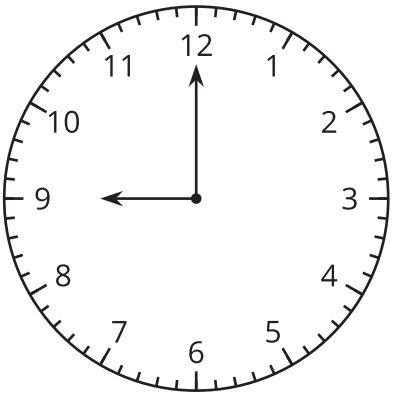

10:00

Merienda

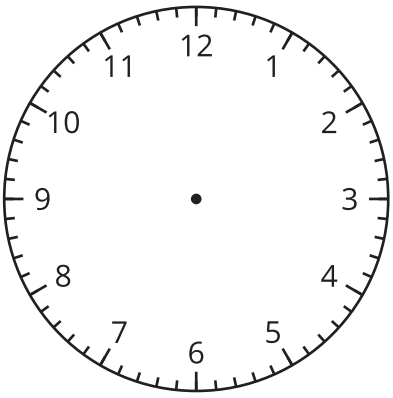

CC BY NC 2024
Illustrative Mathematics®

:

Matemáticas



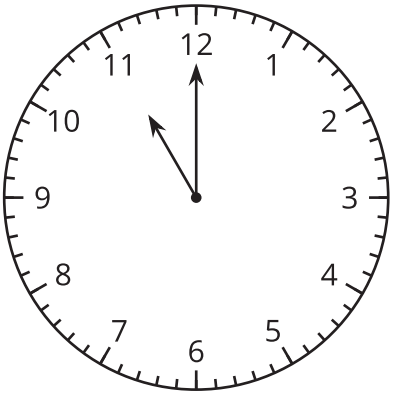

12:00

Almuerzo



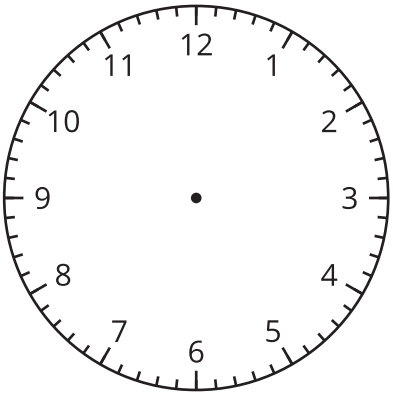

:

Recreo



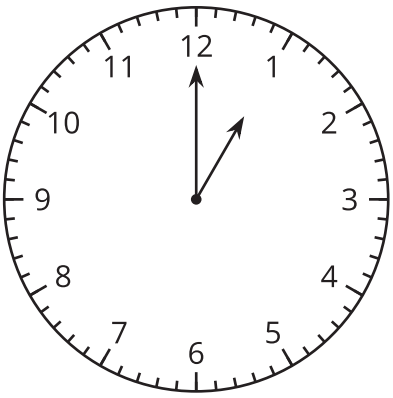

CC BY NC 2024
Illustrative Mathematics®

2:00

Arte

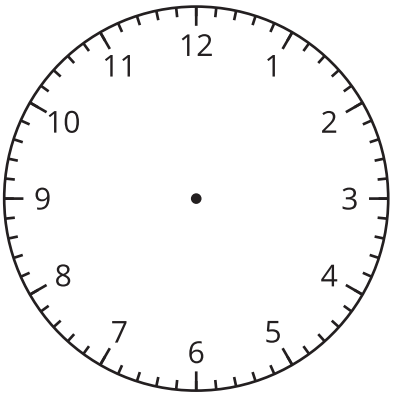

:

Salida de la escuela

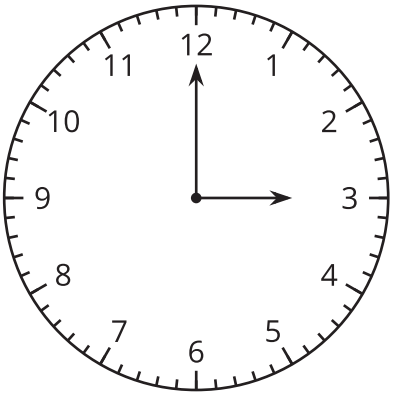

4:00

Tareas

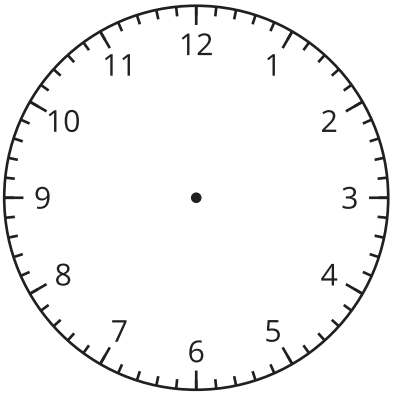

CC BY NC 2024
Illustrative Mathematics®