Directions:

- Remove the cards that show 10 and set aside.
- Each partner:
  - Pick a color to write with.
  - Flip over 3 cards and create a three-digit number.
  - Spin the spinner and round to that place.
  - Record the rounded number in any empty box.
- Take turns. The first player to fill 3 boxes in a row wins.

CC BY NC 2024 Illustrative Mathematics®

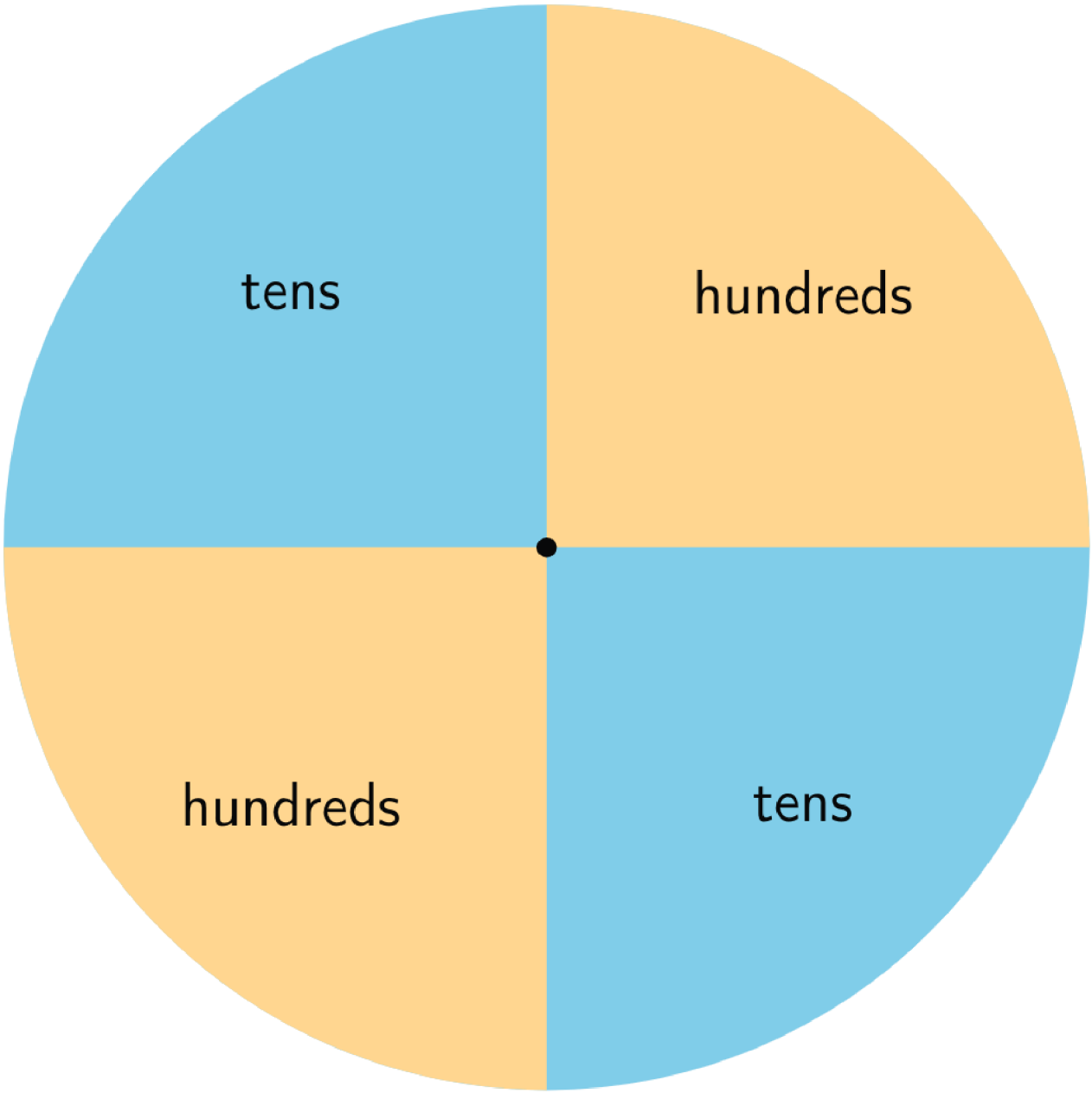
tens
hundreds
hundreds
tens

1	2
3	4
5	6

CC BY NC 2024 Illustrative Mathematics®

7	8
9	1
2	3

CC BY NC 2024 Illustrative Mathematics®

4	5
6	7
8	9

CC BY NC 2024 Illustrative Mathematics®

0	0
10	10

Directions:

- Remove the cards that show 10 and set aside.
- Each partner:
  - Pick a color to write with.
  - Flip over 6 cards and create a six-digit number.
  - Spin the spinner and round to that place.
  - Record the rounded number in any empty box.
- Take turns. The first player to fill 3 boxes in a row wins.

CC BY NC 2024 Illustrative Mathematics®

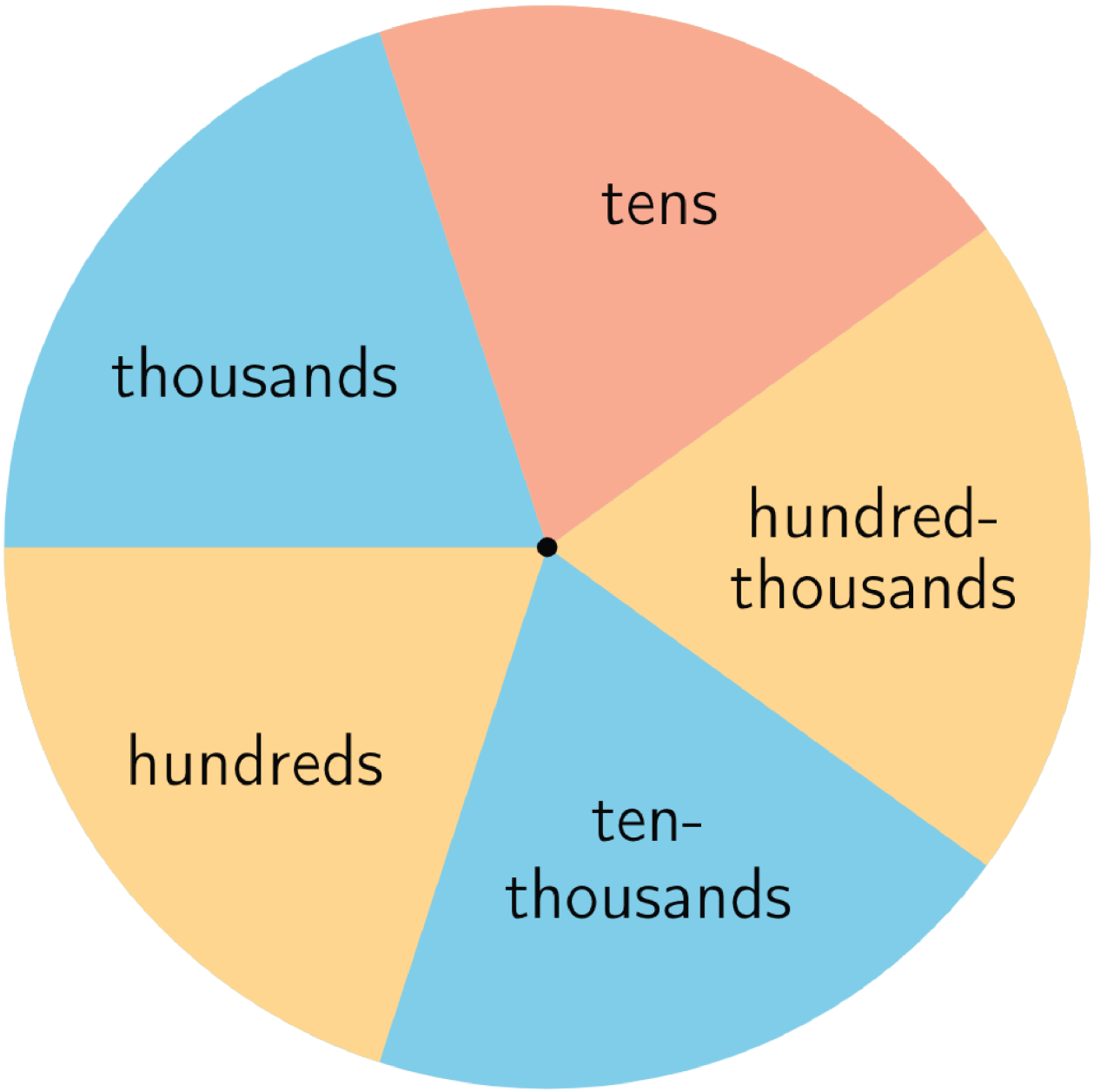
tens
thousands
hundred-
thousands
hundreds
ten-
thousands

-

1	2
3	4
5	6

CC BY NC 2024 Illustrative Mathematics®

7	8
9	1
2	3

CC BY NC 2024 Illustrative Mathematics®

4	5
6	7
8	9

CC BY NC 2024 Illustrative Mathematics®

0	0
10	10

Directions:

- Remove the cards that show 10 and set aside.
- Each partner:
  - Pick a color to write with.
  - Flip over 5 cards and create a number less than 100. (Example: 51.093)
  - Spin the spinner and round to that place.
  - Record the rounded number in any empty box.
- Take turns. The first partner to fill 3 boxes in a row wins.

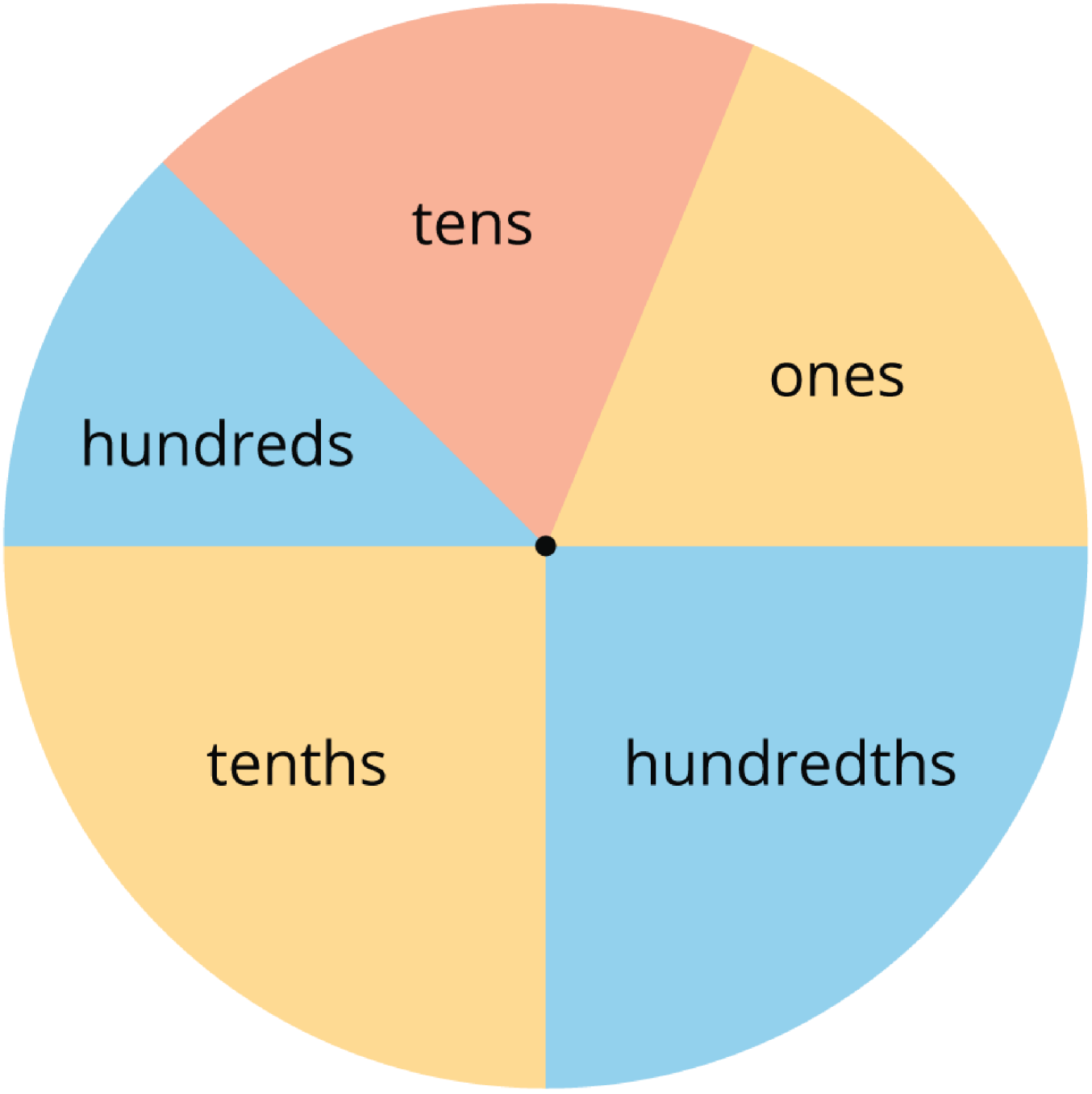
tens
ones
hundreds
tenths
hundredths

1	2
3	4
5	6

CC BY NC 2024 Illustrative Mathematics®

7	8
9	1
2	3

4	5
6	7
8	9

CC BY NC 2024 Illustrative Mathematics®

0	0
10	10