



Base-Ten Diagrams to Represent Division


Let's make sense of base-ten diagrams that represent division.

Warm-up

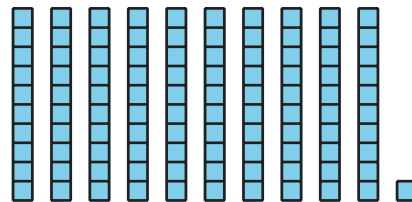
Which Three Go Together: Base-Ten Diagrams

Which 3 go together?


A



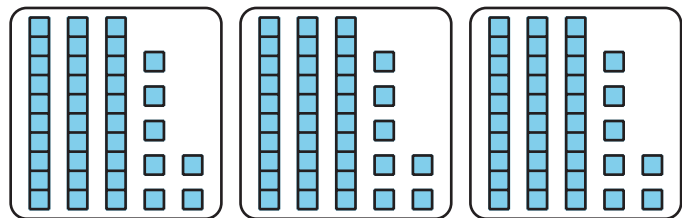
B



C



D

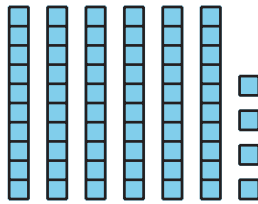


Activity 1

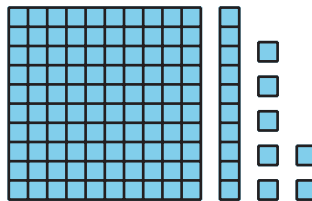
Divide with Diagrams or Blocks

1. Priya draws a base-ten diagram to find the value of $64 \div 4$. A rectangle represents 10. A small square represents 1.

Use the diagram (or actual blocks) to help Priya complete the division. Explain or show your reasoning.



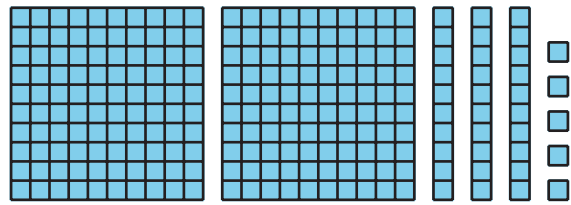
2. Use this base-ten diagram (or actual blocks) to find the value of $117 \div 3$.



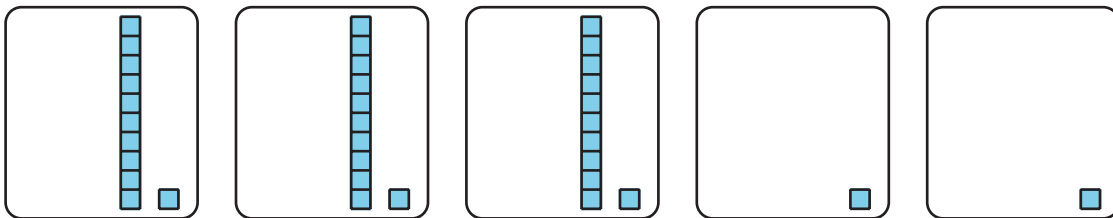
Activity 2

Help Noah Get Unstuck

1. This diagram represents 235.



Noah draws this diagram to find $235 \div 5$ and then gets stuck.



He says, "There are not enough of the hundreds or the tens pieces to put into 5 groups."

Explain or show how Noah could find $235 \div 5$ with his diagram.

2. Find the value of $432 \div 6$. Show your thinking using diagrams, symbols, or other representations. Use base-ten diagrams or blocks if you find them helpful.