



# Applying Area and Perimeter on the Plane

Let's use coordinate geometry with a real-world situation.

## 18.1

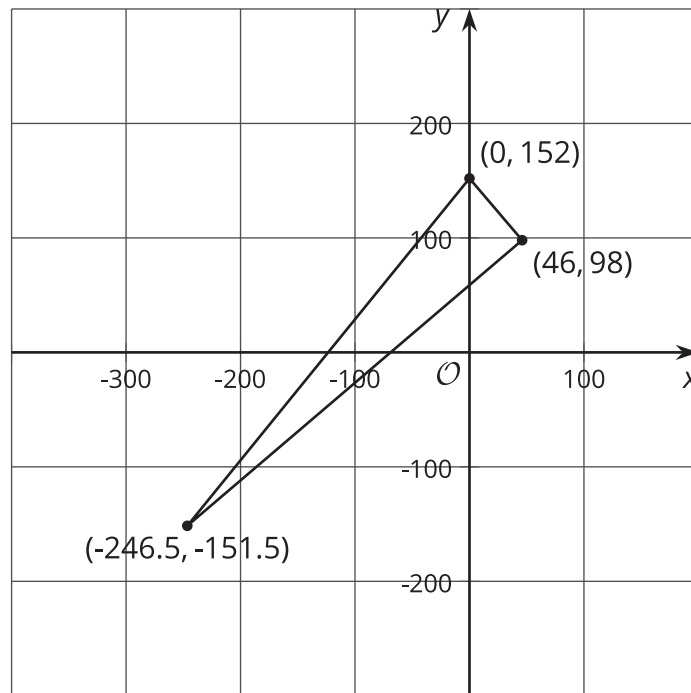
## Introduction to the Nazca Lines



## 18.2

## A Triangle from the Nazca Lines

This diagram shows the coordinates, in meters, for a triangular figure that is found between the whale figure and the astronaut figure in the Nazca Lines.

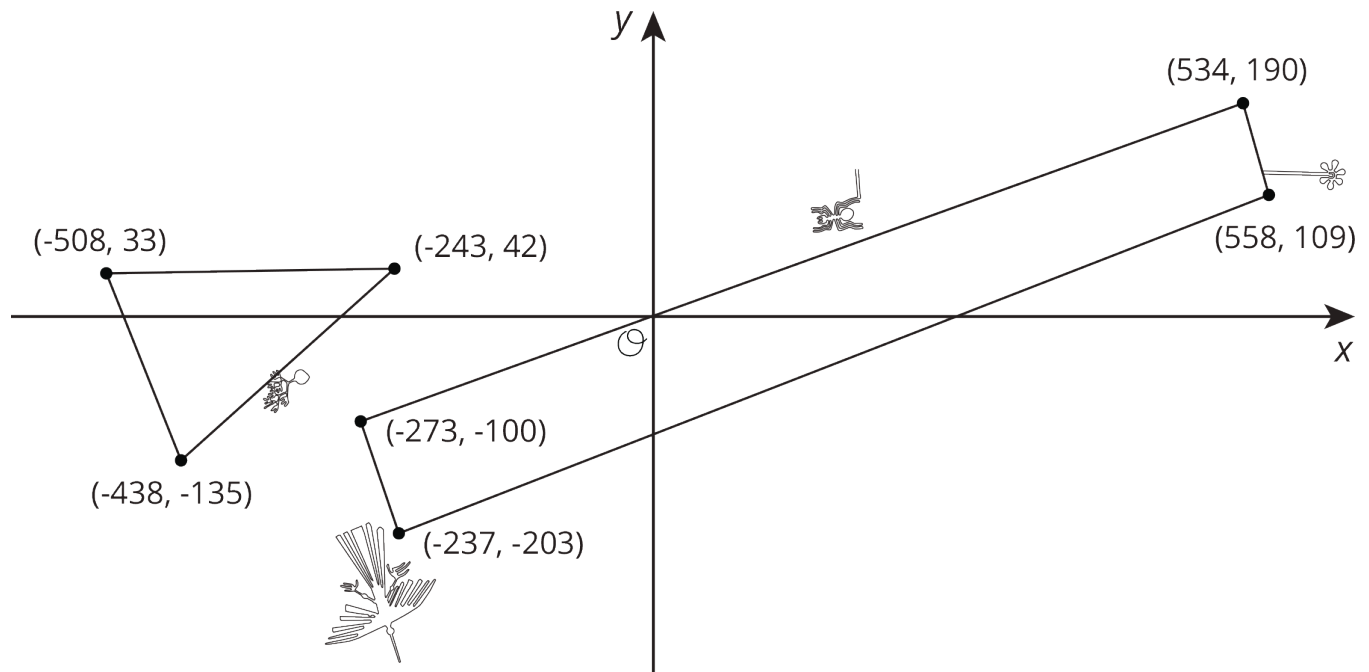


1. Find the slope of each side length. What does this tell you about the triangle?
2. What is the perimeter of the triangle?
3. What is the area of the triangle?



## 18.3 More Nazca Lines

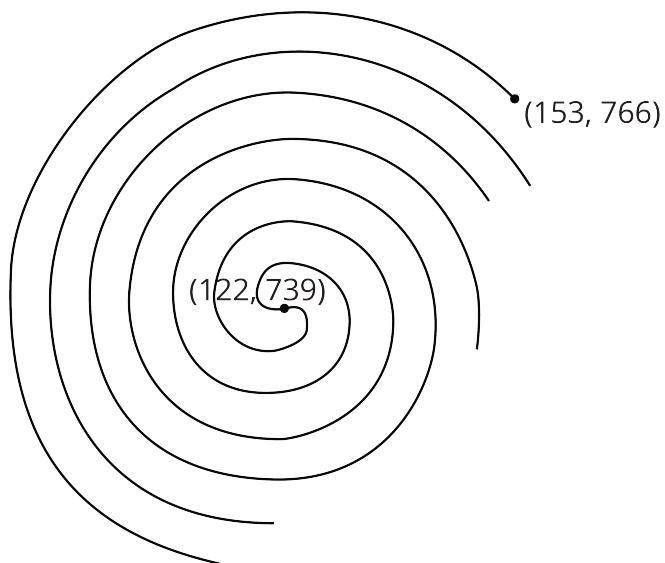
This diagram shows the coordinates, in meters, for two geometric figures that are found between the spider, flower, condor, and sea plant figures in the Nazca Lines. Create and answer a question using this diagram.



## 18.4

## A Spiral from the Nazca Lines

This diagram shows the coordinates, in meters, for a spiral figure that is found north of the spider in the Nazca Lines.



Write an equation for a circle that encircles the spiral figure.