

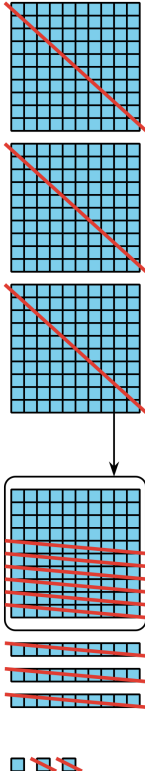
Diagrams and Algorithms

Diagrams and Algorithms
A

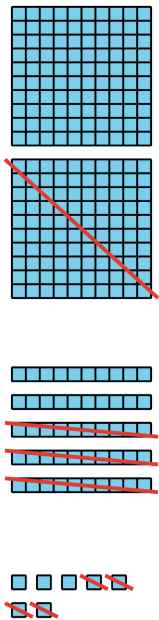
60 13

$$\begin{array}{r} 300 + \cancel{70} + \cancel{3} \\ - 200 + 30 + 6 \\ \hline 100 + 30 + 7 \end{array}$$

Diagrams and Algorithms
E



Diagrams and Algorithms
B



Diagrams and Algorithms
F

200 120

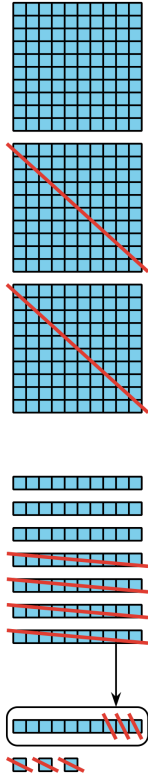
$$\begin{array}{r} \cancel{300} + \cancel{20} + 7 \\ - 100 + 80 + 5 \\ \hline 100 + 40 + 2 \end{array}$$

Diagrams and Algorithms

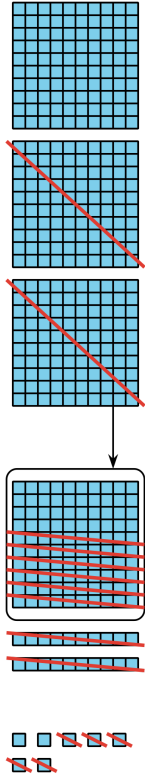
Diagrams and Algorithms
C

$$\begin{array}{r} 200 + 50 + 7 \\ - \\ 100 + 30 + 4 \\ \hline 100 + 20 + 3 \end{array}$$

Diagrams and Algorithms
G



Diagrams and Algorithms
D



Diagrams and Algorithms
H

$$\begin{array}{r} 200 \quad 130 \\ - \quad \cancel{300} + \cancel{30} + 3 \\ 200 + 90 + 2 \\ \hline 0 + 40 + 1 \end{array}$$