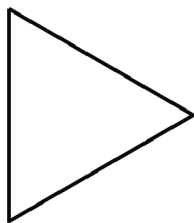
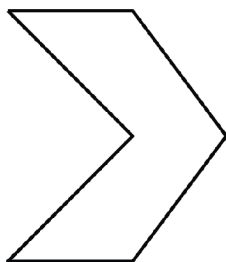


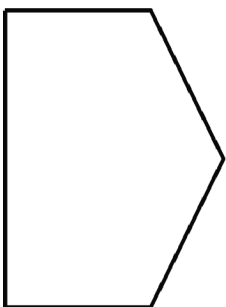
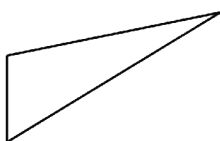
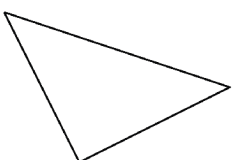
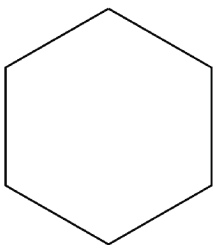


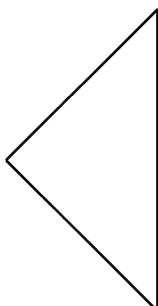




A  
Shape Cards Grade 3B  
Shape Cards Grade 3C  
Shape Cards Grade 3D  
Shape Cards Grade 3E  
Shape Cards Grade 3F  
Shape Cards Grade 3G  
Shape Cards Grade 3H  
Shape Cards Grade 3I  
Shape Cards Grade 3J  
Shape Cards Grade 3K  
Shape Cards Grade 3L  
Shape Cards Grade 3

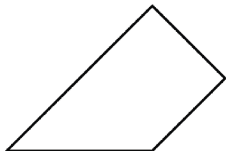
M  
Shape Cards Grade 3



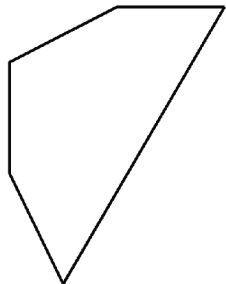
N  
Shape Cards Grade 3




O  
Shape Cards Grade 3



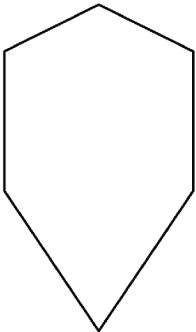
P  
Shape Cards Grade 3



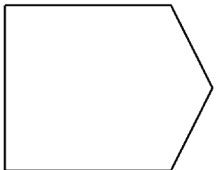
Q  
Shape Cards Grade 3



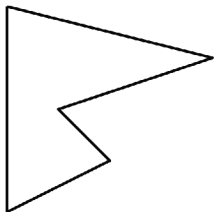
R  
Shape Cards Grade 3



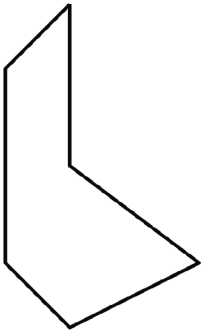
S  
Shape Cards Grade 3



T  
Shape Cards Grade 3



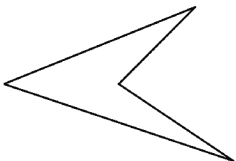
U  
Shape Cards Grade 3




V  
Shape Cards Grade 3




W  
Shape Cards Grade 3




X  
Shape Cards Grade 3



M  
Quadrilateral Cards Grade 3



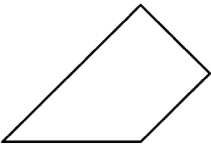
N  
Quadrilateral Cards Grade 3



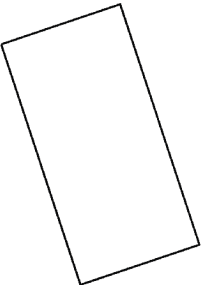
O  
Quadrilateral Cards Grade 3



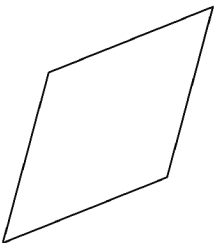
P  
Quadrilateral Cards Grade 3



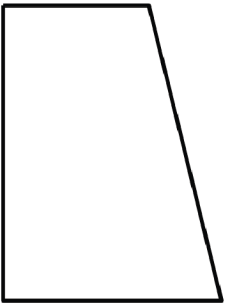
Q  
Quadrilateral Cards Grade 3



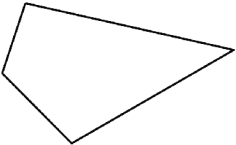
R  
Quadrilateral Cards Grade 3




S  
Quadrilateral Cards Grade 3



T  
Quadrilateral Cards Grade 3



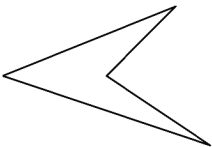
U  
Quadrilateral Cards Grade 3




V  
Quadrilateral Cards Grade 3




W  
Quadrilateral Cards Grade 3



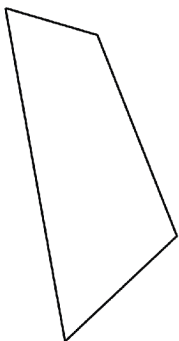
X  
Quadrilateral Cards Grade 3



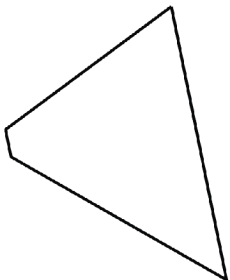
Y  
Quadrilateral Cards Grade 3




Z  
Quadrilateral Cards Grade 3




AA  
Quadrilateral Cards Grade 3



BB  
Quadrilateral Cards Grade 3



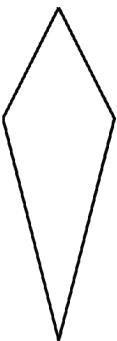
CC  
Quadrilateral Cards Grade 3



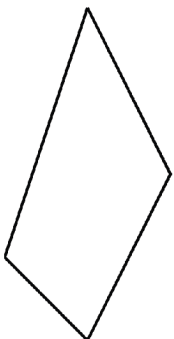
DD  
Quadrilateral Cards Grade 3



EE  
Quadrilateral Cards Grade 3



FF  
Quadrilateral Cards Grade 3



## Directions:

- Partner A: Choose a shape card without showing your partner and describe the shape to your partner.
  - Partner B: Draw the shape based on your partner's description.
  - Compare the shapes. If Partner B drew the shape correctly, they keep the card.
  - Take turns. The partner with the most cards at the end of the game wins.
- 

## Directions:

- Partner A: Choose a shape card without showing your partner and describe the shape to your partner.
  - Partner B: Draw the shape based on your partner's description.
  - Compare the shapes. If Partner B drew the shape correctly, they keep the card.
  - Take turns. The partner with the most cards at the end of the game wins.
- 

## Directions:

- Partner A: Choose a shape card without showing your partner and describe the shape to your partner.
- Partner B: Draw the shape based on your partner's description.
- Compare the shapes. If Partner B drew the shape correctly, they keep the card.
- Take turns. The partner with the most cards at the end of the game wins.