CC BY NC 2024 Illustrative Mathematics®

Use the 5-frame template to create your chart. Print and cut out enough 5-frames so that there is a square for each student in the class. For example, if there are 23 students in the class, cut out four 5-frames and three additional squares. See sample charts below.

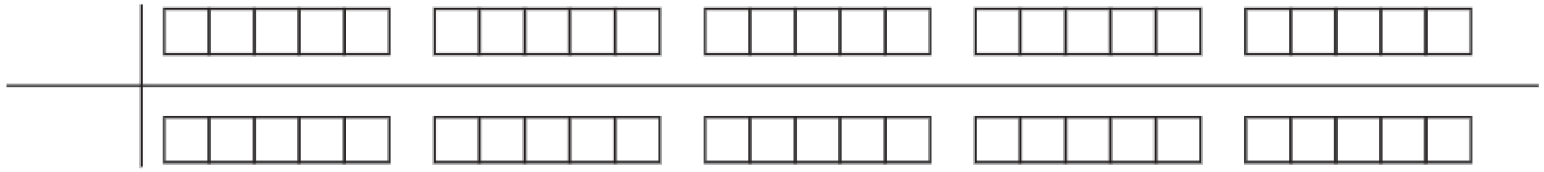

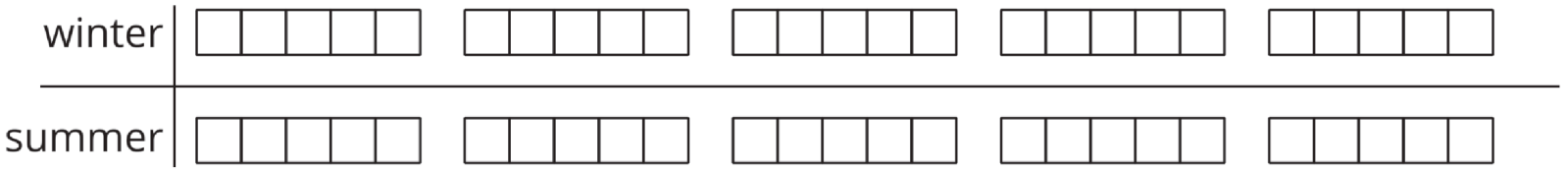

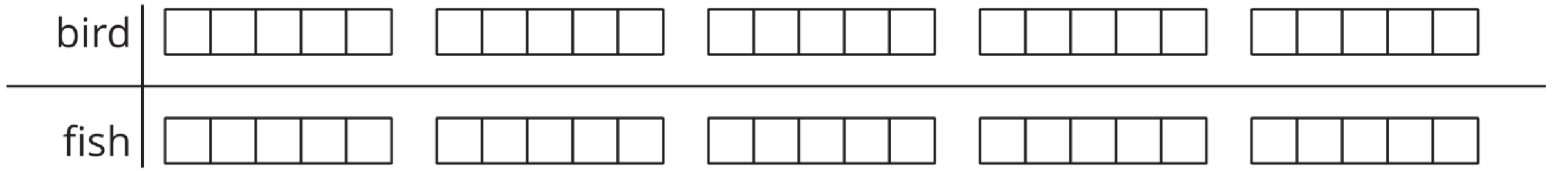



Put Together Dots on 5-Frames

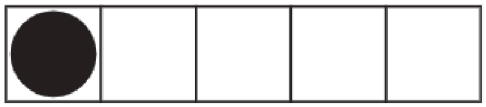

Put Together Dots on 5-Frames



Put Together Dots on 5-Frames



Put Together Dots on 5-Frames

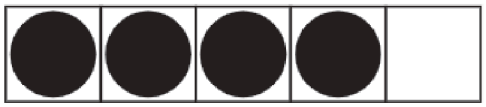

Put Together Dots on 5-Frames



Put Together Dots on 5-Frames

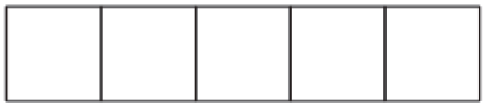

Put Together Dots on 5-Frames



Put Together Dots on 5-Frames



Put Together Dots on 5-Frames



Put Together Dots on 5-Frames

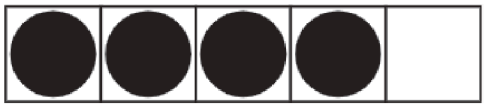

Put Together Dots on 5-Frames

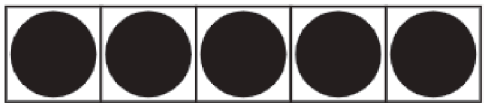

Put Together Dots on 5-Frames

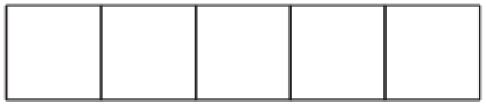



1. _____

2. _____

3. _____

4. _____

5. _____

6. _____

7. _____

8. _____

9. _____

10. _____