



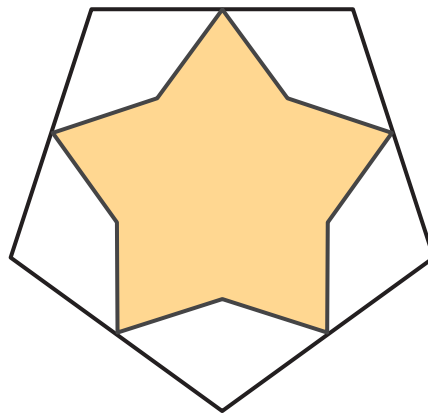
# Ways to Find Angle Measurements

Let's find angle measurements in figures with line symmetry.

## Warm-up

### How Many Do You See: Symmetry in a Star

How many lines of symmetry do you see? How do you see them?

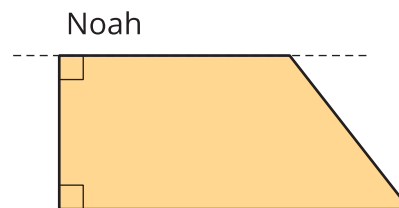
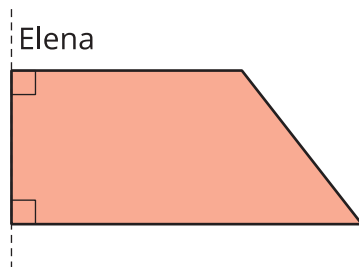
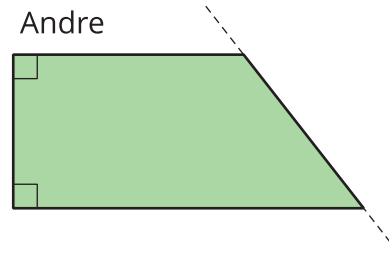
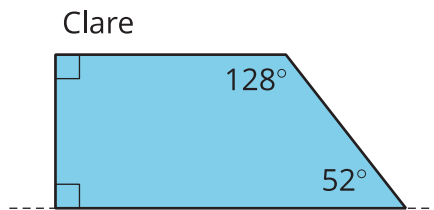


## Activity 1

### Before and After, Angle Edition

Clare, Andre, Elena, and Noah each have a piece of paper with 1 line of symmetry. When they fold their papers along the line of symmetry, they all produce the same shape. The dashed line represents the folding line.

1. Draw the figure of the unfolded paper that each student had. Be as precise as possible.



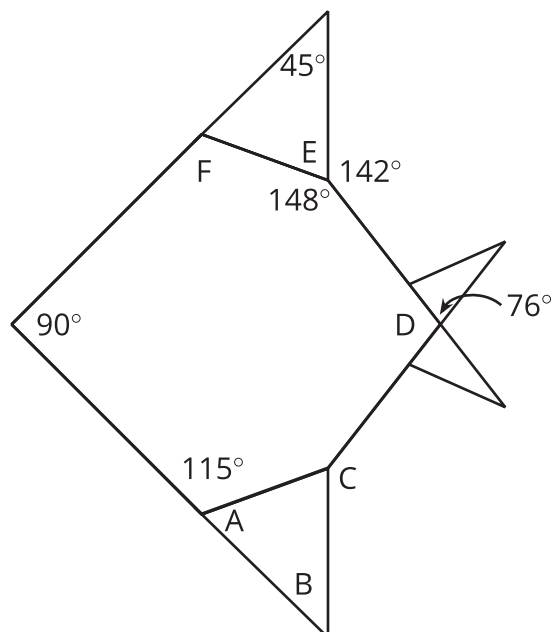
2. Without measuring, find the measurement of all angles within each shape (of the unfolded paper) that you drew.

## Activity 2

### Angular Fish

Origami is the Japanese art of folding paper.

Here is a diagram of an origami fish that has 1 line of symmetry.



1. Draw the line of symmetry.
2. Without measuring, find the measurement of the angles labeled A-F.