



Is It a.m. or p.m.?

Let's read and write times, using a.m. or p.m.



Activity 1

What Is the Time of Day?

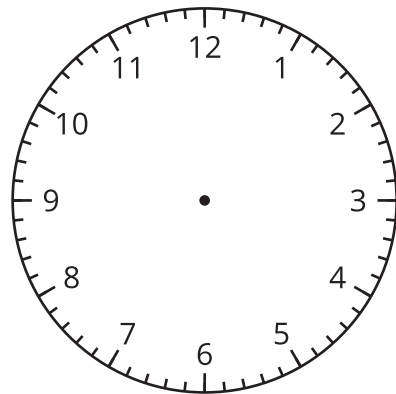
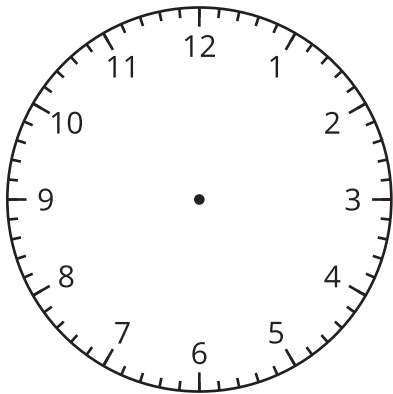
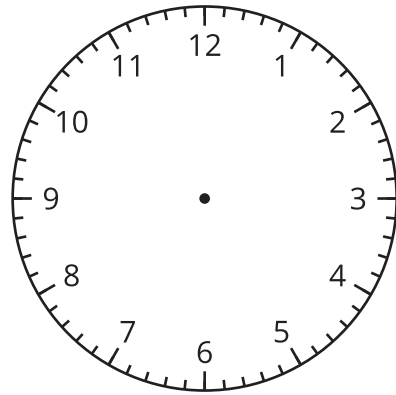
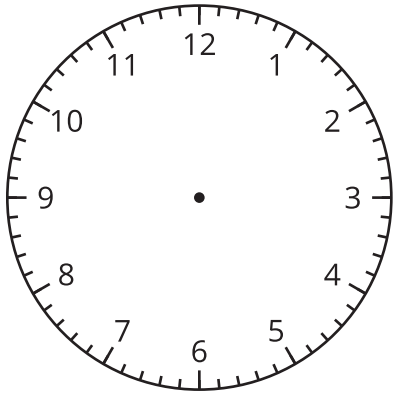
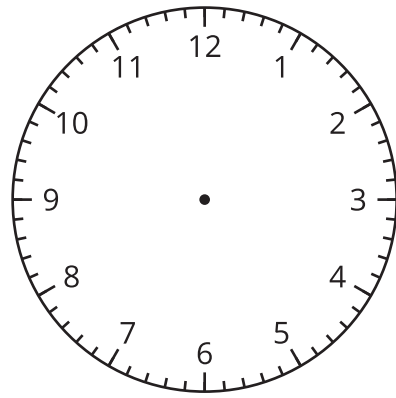
1. Create your own representation for the hours in a day.
 - Circle and label the time you eat breakfast, lunch, and dinner.
 - Shade the time you might be sleeping.
2. Show the time of day for each activity. Fill in the blank with a.m. or p.m. Explain your reasoning to your partner.
 - a. Diego goes to baseball practice at 3:00 _____.
 - b. Mai eats breakfast at 7:00 _____.
 - c. Tyler eats lunch at 12:00 _____.
 - d. Elena walks her dog at 2:00 _____.
 - e. Han gets on the school bus at 8:00 _____.
 - f. The second-grade class eats a snack at 10:00 _____.

Activity 2

Tell Time with a.m. and p.m.

- Label each activity with a.m. or p.m.
- Draw a line to the time when the activity could take place.
- Draw hands on the clock to show the time.

activity	time
do homework _____	1:50
get ready for bed _____	12:05
eat lunch _____	4:35
on the way to school _____	8:10
in bed sleeping _____	7:55



Section C Summary

We learned to read clocks to tell and write the time to the nearest 5 minutes. We told the time in hours and minutes by starting at 1 and counting on by 5. We used “half past,” “quarter past,” or “quarter till” to tell time, using the minute hand. We used “a.m.” and “p.m.” to tell and show the time of day.

