



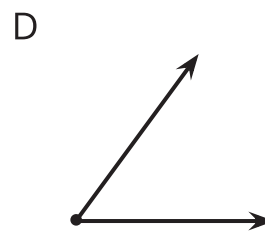
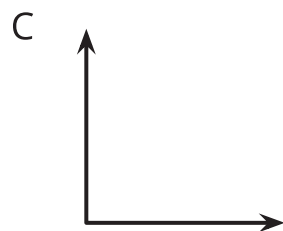
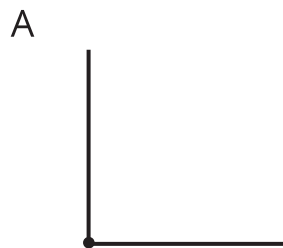
Compare and Describe Angles

Let's think about how to compare and describe angles.

Warm-up

Which Three Go Together: Angles

Which 3 go together?



Activity 1

Card Sort: Angles

Your teacher will give you a set of cards that show angles.

Sort the angles into 3 or more categories in a way that makes sense to you.

Record your sorted angles here. Write words or phrases to describe each category. Be ready to explain the meaning of your categories.



Activity 2

Order Angles

You will need Cards A–P from an earlier activity.

Order the angles on the cards from smallest to largest.

Record your ordered angles. Explain or show how you decided which angle was the smallest and which was the largest.