



The Size of an Angle on a Clock

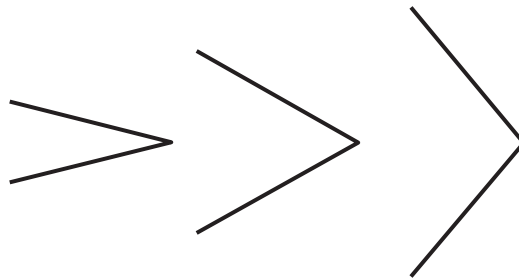
Let's describe angles, using the hands of a clock.

Warm-up

Notice and Wonder: Two Sets of Angles

What do you notice? What do you wonder?

Set 1



Set 2

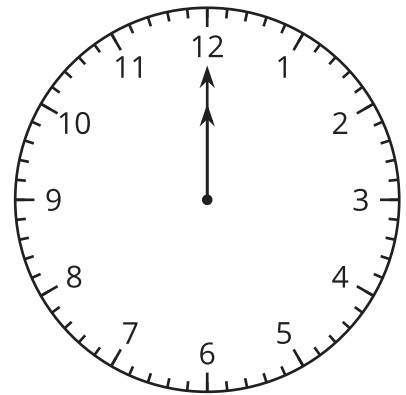


Activity 1

Draw Angles Andre's Way

Andre used the hands of a clock to explain to his partner how to draw an angle.

"Imagine both hands are pointing at the 12. Turn the minute hand so it's pointing at the 3."

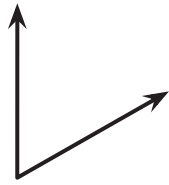


1. Draw Andre's angle.

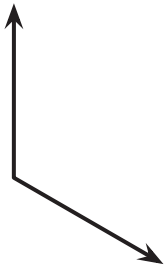
2. What is another way to describe how to draw the same angle, using the clock?

3. Use Andre's way to explain how to draw these angles.

a.



b.



c.



Activity 2

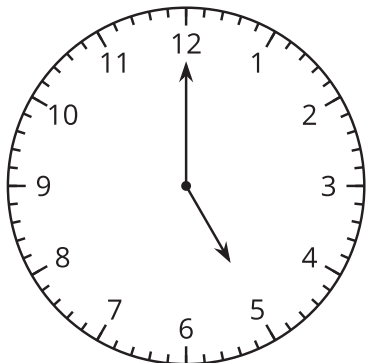
Compare Angles on the Clock

1. Here are some angles formed by the two hands of a clock.

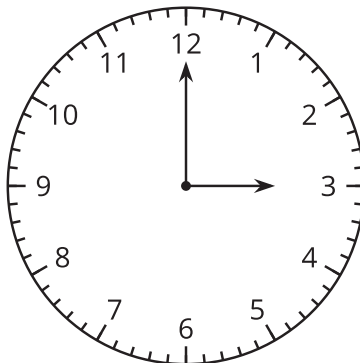
In each pair of angles, which angle is greater? Explain or show your reasoning.

a.

5:00

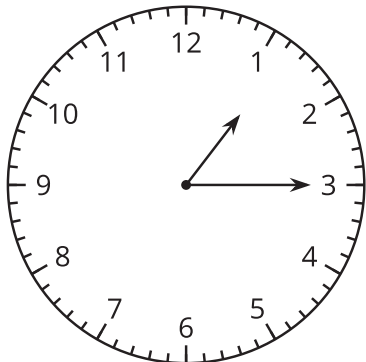


3:00

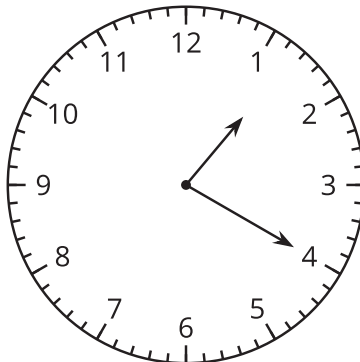


b.

1:15

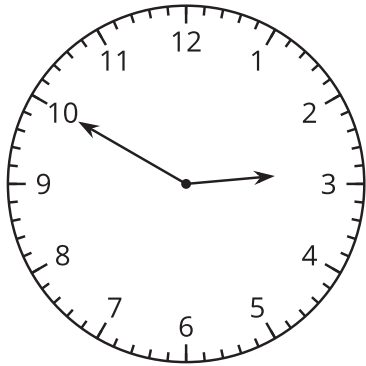


1:20

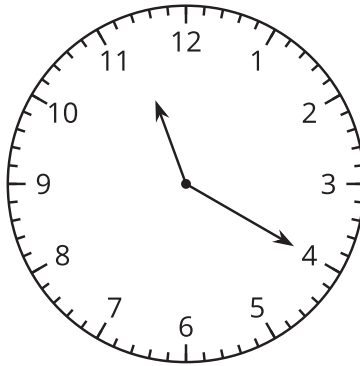


c.

2:50

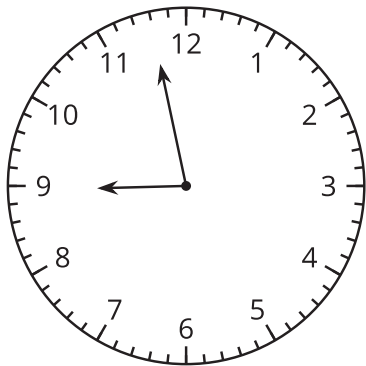


11:20

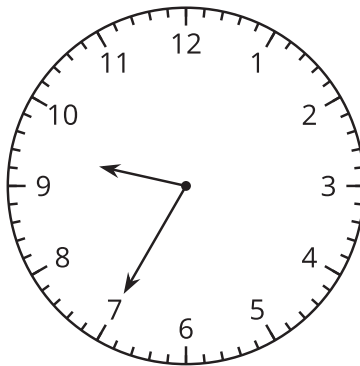


d.

8:58



9:35



2. How large is this angle?

Describe its size in as many ways as you can.

