



Representations of Fractions

(Part 2)

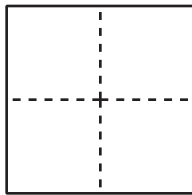
Let's name some other fractions and represent them with diagrams.

Warm-up

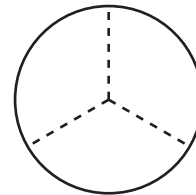
Which Three Go Together: All Cut Up

Which 3 go together?

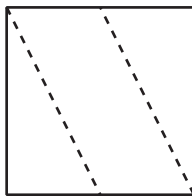
A



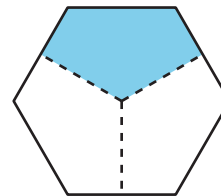
B



C



D



Activity 1

A Diagram for Each Fraction

Each whole diagram represents 1. Match each fraction to a diagram whose shaded part represents that fraction.

Two of the fractions are *not* represented. Use the blank diagrams to represent each of them.

$\frac{2}{3} : \underline{\hspace{2cm}}$	$\frac{3}{8} : \underline{\hspace{2cm}}$	$\frac{4}{10} : \underline{\hspace{2cm}}$	$\frac{4}{6} : \underline{\hspace{2cm}}$	$\frac{6}{6} : \underline{\hspace{2cm}}$
$\frac{3}{5} : \underline{\hspace{2cm}}$	$\frac{4}{8} : \underline{\hspace{2cm}}$	$\frac{6}{12} : \underline{\hspace{2cm}}$	$\frac{6}{10} : \underline{\hspace{2cm}}$	$\frac{3}{4} : \underline{\hspace{2cm}}$
$\frac{5}{6} : \underline{\hspace{2cm}}$	$\frac{2}{5} : \underline{\hspace{2cm}}$	$\frac{5}{12} : \underline{\hspace{2cm}}$	$\frac{7}{10} : \underline{\hspace{2cm}}$	$\frac{7}{8} : \underline{\hspace{2cm}}$

A



B



C



D




E



F



G



H



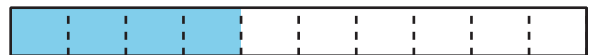
I



J



K



L



M



N



O

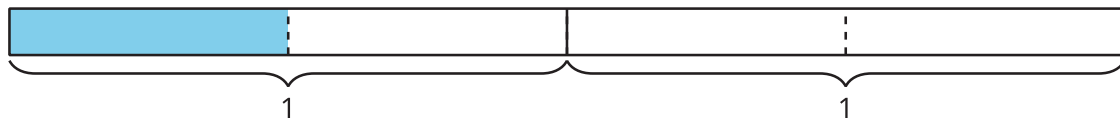


Activity 2

Diagrams for Some Other Fractions

1. What fraction does the shaded part of each diagram represent?

a.



b.



c.



d.

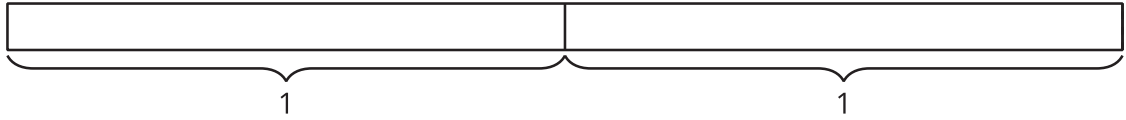


e.

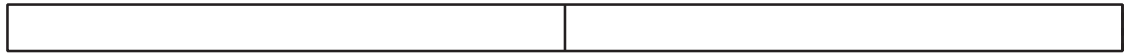


2. Here are 4 fractions and 4 blank diagrams. Partition each diagram and shade the parts to represent the fraction.

a. $\frac{2}{2}$



b. $\frac{4}{2}$



c. $\frac{5}{4}$



d. $\frac{10}{8}$

