

Grade 5 Unit 3

Lesson 7

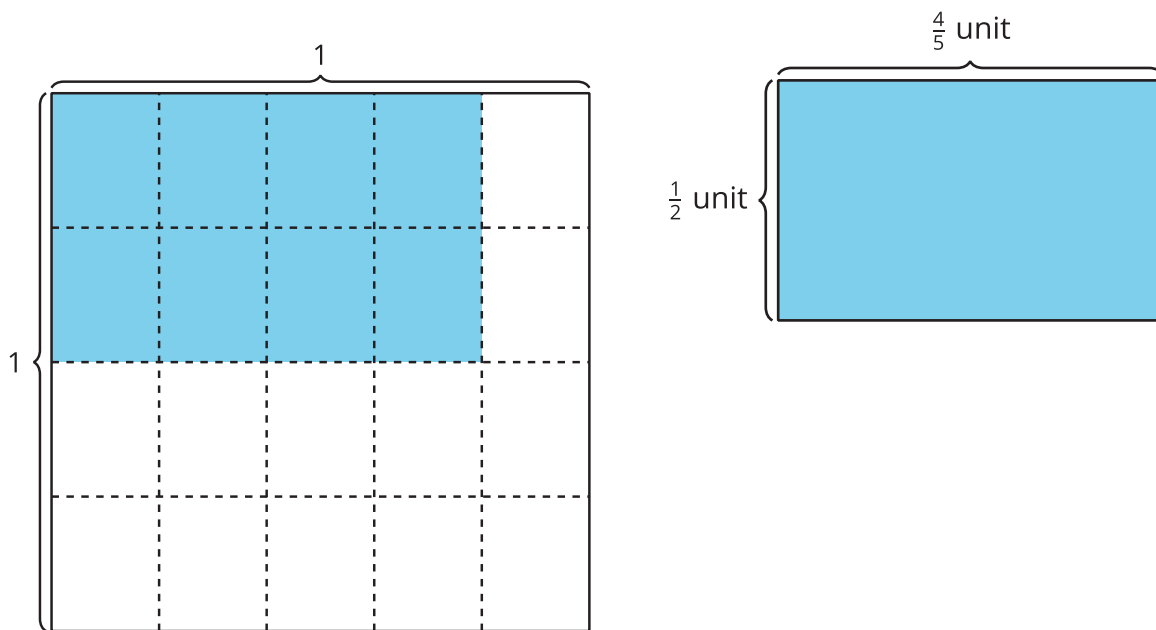
CC BY 2021 Illustrative Mathematics®

Unit 3 Lesson 7: Generalize Fraction Multiplication

WU Notice and Wonder: Two Diagrams (Warm up)

Student Task Statement

What do you notice? What do you wonder?

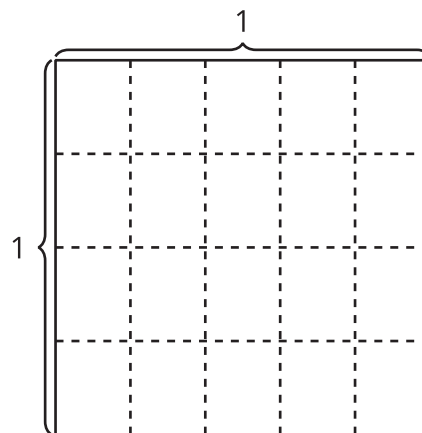


1 Equations and Area

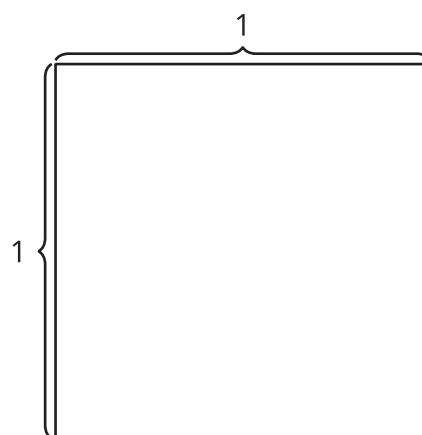
Student Task Statement

- Find the value of each product. Draw an area diagram if it is helpful.

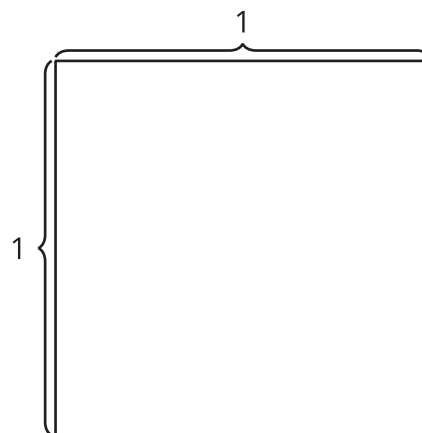
a. $\frac{2}{5} \times \frac{3}{4}$



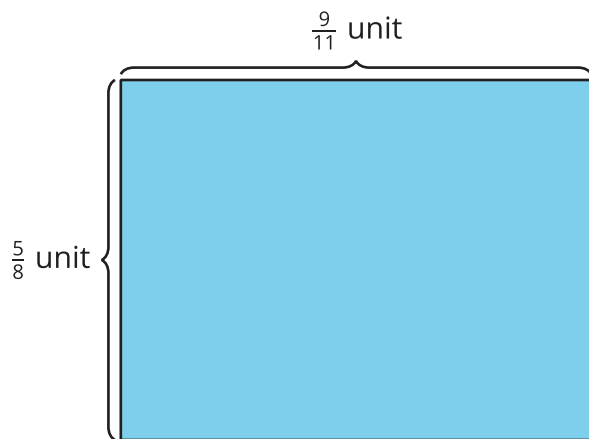
b. $\frac{3}{7} \times \frac{4}{5}$



c. $\frac{9}{11} \times \frac{5}{8}$



- How did you decide whether or not to draw a diagram? How did the diagrams influence how you found the products?
- Diego drew this diagram for the product $\frac{9}{11} \times \frac{5}{8}$. How can the diagram help Diego find the value of $\frac{9}{11} \times \frac{5}{8}$?



2 Multiply Fractions

Student Task Statement

Find the value that makes each equation true. Draw a diagram, if it is helpful.

1. $\frac{3}{8} \times \frac{2}{5} = \underline{\hspace{2cm}}$

2. $\frac{3}{4} \times \frac{9}{5} = \underline{\hspace{2cm}}$

3. $\frac{10}{5} \times \frac{6}{5} = \underline{\hspace{2cm}}$

4. $\frac{8}{9} \times \underline{\hspace{2cm}} = \frac{56}{36}$

5. $5 \times \underline{\hspace{2cm}} = \frac{15}{8}$