

Grade 5 Unit 3

Lesson 13

CC BY 2021 Illustrative Mathematics®

Unit 3 Lesson 13: Divide Whole Numbers by Unit Fractions

WU Notice and Wonder: Quilt (Warm up)

Student Task Statement

What do you notice? What do you wonder?

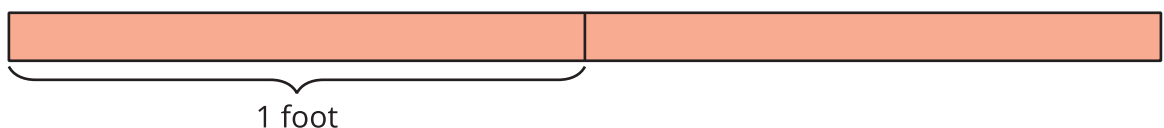


1 Paper Strips

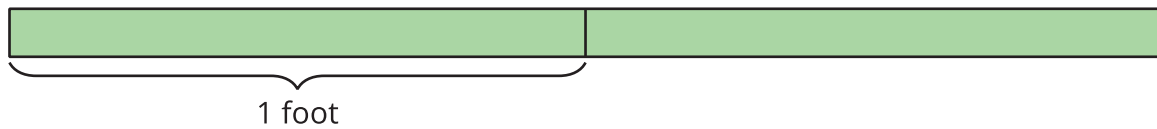
Student Task Statement

Below are diagrams that show strips of different colored paper. Each strip is 2 feet long. The paper strips will be cut into different sized pieces.

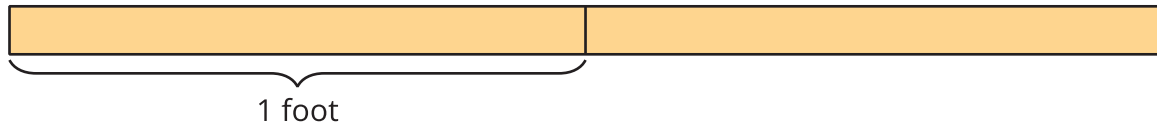
1. The red strip will be cut into pieces that are $\frac{1}{2}$ foot long. How many pieces will there be?



2. The green strip will be cut into pieces that are $\frac{1}{3}$ foot long. How many pieces will there be?



3. The yellow strip will be cut into pieces that are $\frac{1}{4}$ foot long. How many pieces will there be?



4. Describe what was the same about the problems you solved. Describe what was different.

2 More Paper Strips

Student Task Statement

Kiran has a yellow strip of paper that is 2 feet long. He wants to cut the strip into pieces that are $\frac{1}{6}$ foot long.

1. How many pieces will Kiran have? Explain or show your reasoning.
2. Write a division equation to represent the situation.
3. Describe how the equation $3 \div \frac{1}{6} = 18$ represents a strip of paper that is 3 feet long being cut into equal-sized pieces.