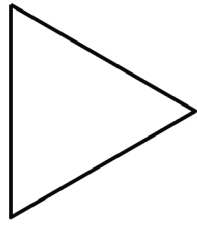




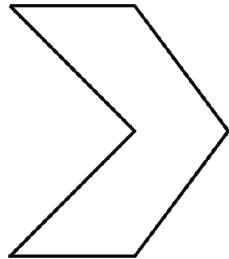
A
Shape Cards Grade 3




B
Shape Cards Grade 3




C
Shape Cards Grade 3



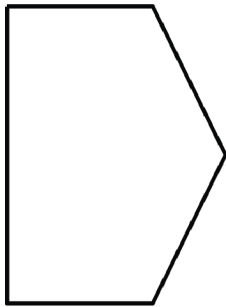
D
Shape Cards Grade 3




E
Shape Cards Grade 3



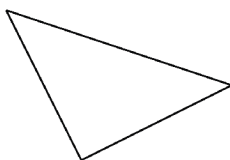
F
Shape Cards Grade 3



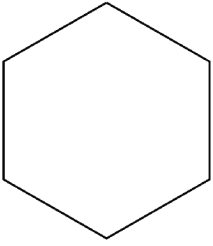
G
Shape Cards Grade 3




H
Shape Cards Grade 3



I
Shape Cards Grade 3



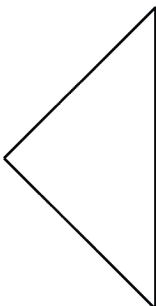
J
Shape Cards Grade 3




K
Shape Cards Grade 3




L
Shape Cards Grade 3



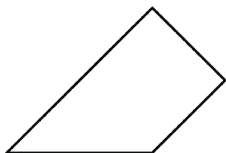
M
Shape Cards Grade 3



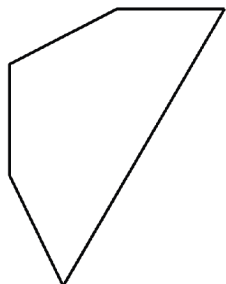
N
Shape Cards Grade 3




O
Shape Cards Grade 3



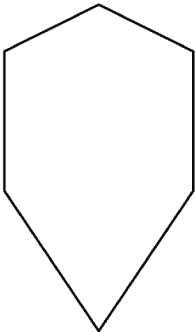
P
Shape Cards Grade 3



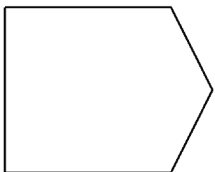
Q
Shape Cards Grade 3



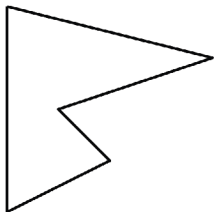
R
Shape Cards Grade 3



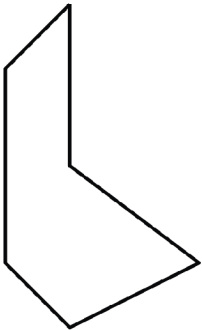
S
Shape Cards Grade 3



T
Shape Cards Grade 3



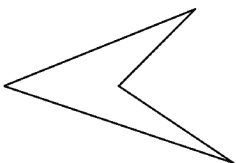
U
Shape Cards Grade 3




V
Shape Cards Grade 3




W
Shape Cards Grade 3




X
Shape Cards Grade 3




M
Quadrilateral Cards Grade 3



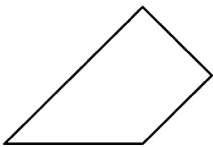
N
Quadrilateral Cards Grade 3



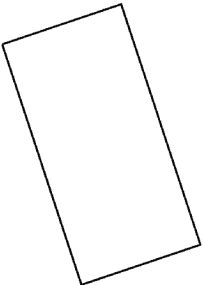
O
Quadrilateral Cards Grade 3



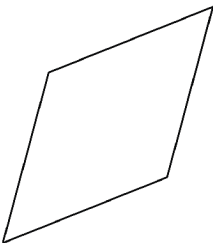
P
Quadrilateral Cards Grade 3



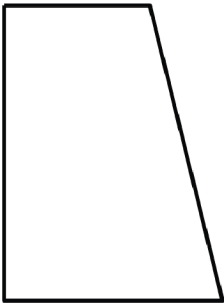
Q
Quadrilateral Cards Grade 3



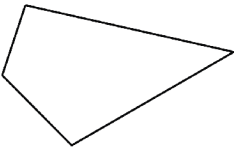
R
Quadrilateral Cards Grade 3




S
Quadrilateral Cards Grade 3



T
Quadrilateral Cards Grade 3



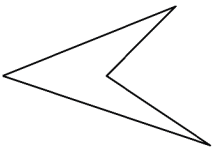
U
Quadrilateral Cards Grade 3




V
Quadrilateral Cards Grade 3




W
Quadrilateral Cards Grade 3



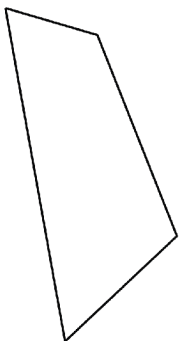
X
Quadrilateral Cards Grade 3



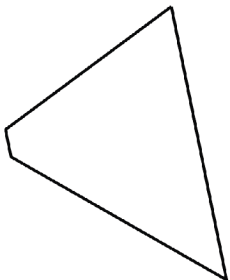
Y
Quadrilateral Cards Grade 3




Z
Quadrilateral Cards Grade 3




AA
Quadrilateral Cards Grade 3



BB
Quadrilateral Cards Grade 3



CC
Quadrilateral Cards Grade 3



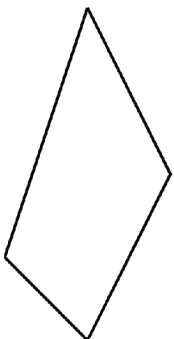
DD
Quadrilateral Cards Grade 3



EE
Quadrilateral Cards Grade 3



FF
Quadrilateral Cards Grade 3



Directions:

- Partner A: Choose a shape card without showing your partner and describe the shape to your partner.
 - Partner B: Draw the shape based on your partner's description.
 - Compare the shapes. If Partner B drew the shape correctly, they keep the card.
 - Take turns. The partner with the most cards at the end of the game wins.
-

Directions:

- Partner A: Choose a shape card without showing your partner and describe the shape to your partner.
 - Partner B: Draw the shape based on your partner's description.
 - Compare the shapes. If Partner B drew the shape correctly, they keep the card.
 - Take turns. The partner with the most cards at the end of the game wins.
-

Directions:

- Partner A: Choose a shape card without showing your partner and describe the shape to your partner.
- Partner B: Draw the shape based on your partner's description.
- Compare the shapes. If Partner B drew the shape correctly, they keep the card.
- Take turns. The partner with the most cards at the end of the game wins.