

Lesson 8: Ecuaciones en una recta numérica

Standards Alignments

Addressing 2.MD.B.6, 2.NBT.A.2

Teacher-facing Learning Goals

- Use number line diagrams to represent and write addition and subtraction equations.

Student-facing Learning Goals

- Escribamos ecuaciones y representémoslas en una recta numérica.

Lesson Purpose

The purpose of this lesson is for students to write equations based on number lines and represent equations on the number line.

In the previous lesson, students interpreted representations of addition and subtraction equations on the number line. They used the direction of the arrow to determine what operation was represented and matched equations to number lines.

In this lesson, students write equations based on number line representations and represent given equations on number lines.

Access for:



Students with Disabilities

- Representation (Activity 2)



English Learners

- MLR8 (Activity 1)

Instructional Routines

Choral Count (Warm-up)

Lesson Timeline

Warm-up	10 min
Activity 1	15 min
Activity 2	20 min
Lesson Synthesis	10 min
Cool-down	5 min

Teacher Reflection Question

What evidence have students given that they understand the connection between the number line and written equations? What questions did you ask to make the connection more visible?

Cool-down (to be completed at the end of the lesson)

⌚ 5 min

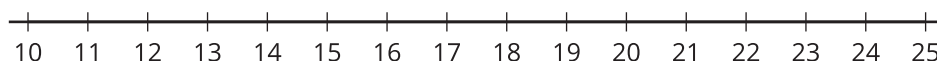
Representa la suma y la resta en la recta numérica

Standards Alignments

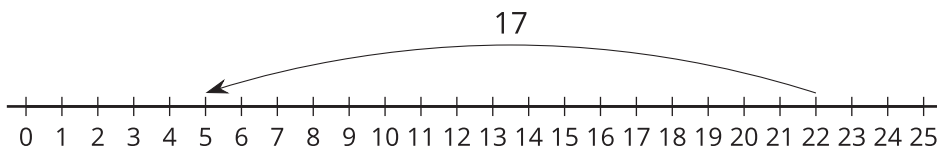
Addressing 2.MD.B.6

Student-facing Task Statement

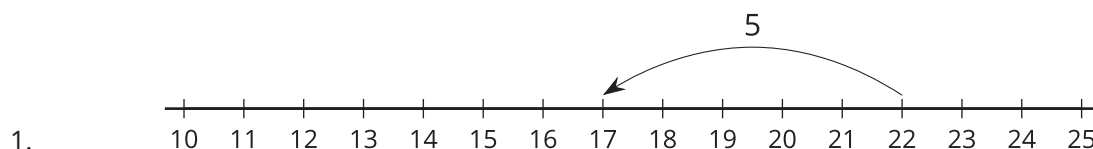
1. Representa $22 - 5 = 17$ en la recta numérica.



2. Escribe una ecuación que muestre lo que está representado en la recta numérica.



Student Responses



1.

2. $22 - 17 = 5$