

Use the 5-frame template to create your chart. Print and cut out enough 5-frames so that there is a square for each student in the class. For example, if there are 23 students in the class, cut out four 5-frames and three additional squares. See sample charts below.

	<div><div></div><div></div><div></div><div></div><div></div></div>	<div><div></div><div></div><div></div><div></div><div></div></div>	<div><div></div><div></div><div></div><div></div><div></div></div>	<div><div></div><div></div><div></div><div></div><div></div></div>	<div><div></div><div></div><div></div><div></div><div></div></div>
	<div><div></div><div></div><div></div><div></div><div></div></div>	<div><div></div><div></div><div></div><div></div><div></div></div>	<div><div></div><div></div><div></div><div></div><div></div></div>	<div><div></div><div></div><div></div><div></div><div></div></div>	<div><div></div><div></div><div></div><div></div><div></div></div>

winter	<div><div></div><div></div><div></div><div></div><div></div></div>	<div><div></div><div></div><div></div><div></div><div></div></div>	<div><div></div><div></div><div></div><div></div><div></div></div>	<div><div></div><div></div><div></div><div></div><div></div></div>	<div><div></div><div></div><div></div><div></div><div></div></div>
summer	<div><div></div><div></div><div></div><div></div><div></div></div>	<div><div></div><div></div><div></div><div></div><div></div></div>	<div><div></div><div></div><div></div><div></div><div></div></div>	<div><div></div><div></div><div></div><div></div><div></div></div>	<div><div></div><div></div><div></div><div></div><div></div></div>

bird	<div><div></div><div></div><div></div><div></div><div></div></div>	<div><div></div><div></div><div></div><div></div><div></div></div>	<div><div></div><div></div><div></div><div></div><div></div></div>	<div><div></div><div></div><div></div><div></div><div></div></div>	<div><div></div><div></div><div></div><div></div><div></div></div>
fish	<div><div></div><div></div><div></div><div></div><div></div></div>	<div><div></div><div></div><div></div><div></div><div></div></div>	<div><div></div><div></div><div></div><div></div><div></div></div>	<div><div></div><div></div><div></div><div></div><div></div></div>	<div><div></div><div></div><div></div><div></div><div></div></div>


Put Together Dots on 5-Frames



Put Together Dots on 5-Frames



Put Together Dots on 5-Frames




Put Together Dots on 5-Frames




Put Together Dots on 5-Frames




Put Together Dots on 5-Frames




Put Together Dots on 5-Frames




Put Together Dots on 5-Frames



Put Together Dots on 5-Frames



Put Together Dots on 5-Frames




Put Together Dots on 5-Frames



Put Together Dots on 5-Frames





1.

\_\_\_\_\_

-----

\_\_\_\_\_

2.

\_\_\_\_\_

-----

\_\_\_\_\_

3.

\_\_\_\_\_

-----

\_\_\_\_\_

4.

\_\_\_\_\_

-----

\_\_\_\_\_

5.

\_\_\_\_\_

-----

\_\_\_\_\_

6.

\_\_\_\_\_

-----

\_\_\_\_\_

7.

\_\_\_\_\_

-----

\_\_\_\_\_

8.

\_\_\_\_\_

-----

\_\_\_\_\_

9.

\_\_\_\_\_

-----

\_\_\_\_\_

10.

\_\_\_\_\_

-----

\_\_\_\_\_