



# Same Perimeter, Different Shapes

Let's learn about shapes with the same perimeter.

## Warm-up

### True or False: Sums of Four Numbers

Decide whether each statement is true or false. Be prepared to explain your reasoning.

- $123 + 75 + 123 + 75 = 100 + 100 + 70 + 70 + 5 + 5 + 3 + 3$

- $123 + 75 + 123 + 75 = (2 \times 123) + (2 \times 75)$

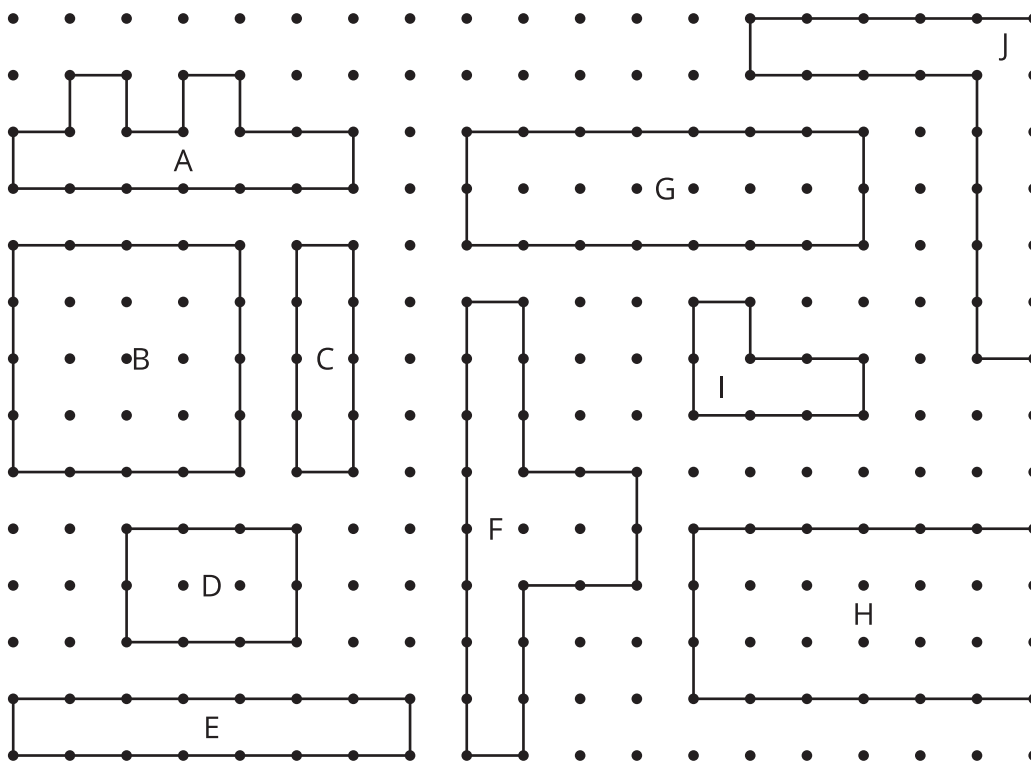
- $123 + 75 + 123 + 75 = 208 + 208$

- $123 + 75 + 123 + 75 = 246 + 150$

## Activity 1

### All Kinds of Figures

1. Choose any 3 of the figures labeled A-J. Find the perimeter of each figure. Explain or show your reasoning.
2. Find 1 labeled figure that has the same perimeter as 1 of the 3 figures you chose.




## Activity 2


### Draw Your Own

1. Draw 2 shapes with each perimeter.


12 units




26 units



48 units



2. a. With your partner, choose a length in units. Then without showing your partner, draw your own shape with that perimeter.



- b. Share the shapes you drew and discuss how they are alike and how they are different.