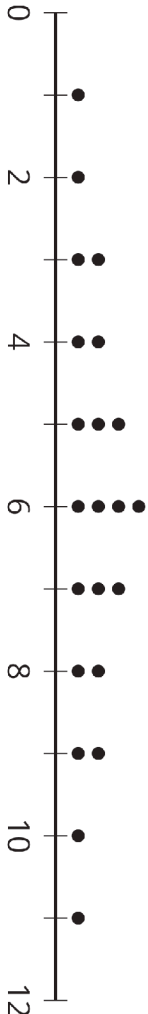
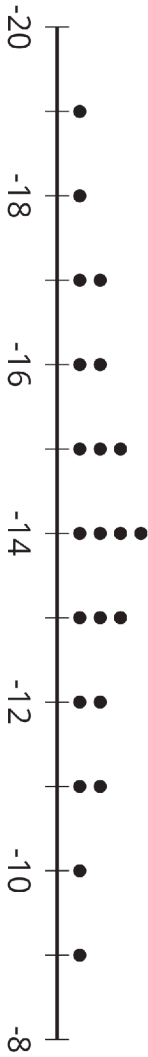
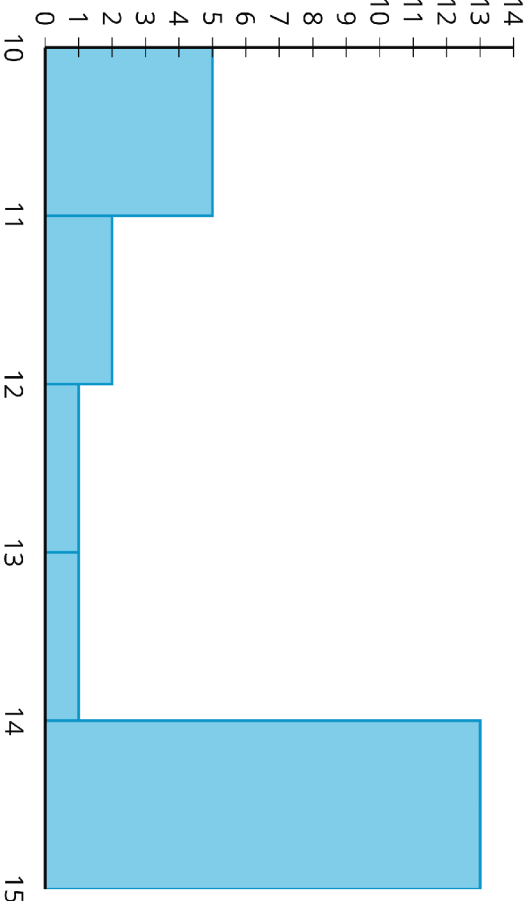
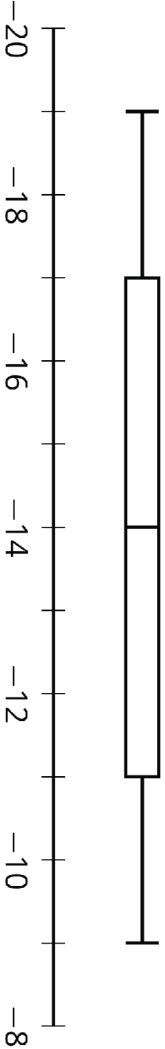


<p>Card Sort: Describing Data Distributions</p> <p>A</p>  <p>0 2 4 6 8 10 12</p>	<p>Card Sort: Describing Data Distributions</p> <p>H</p> <ul style="list-style-type: none"><li>• skewed right</li><li>• IQR: 11</li></ul>
<p>Card Sort: Describing Data Distributions</p> <p>B</p>  <p>-20 -18 -16 -14 -12 -10 -8</p>	<p>Card Sort: Describing Data Distributions</p> <p>I</p> <ul style="list-style-type: none"><li>• symmetric</li><li>• mean: 6</li></ul>

<p>C</p> <p>Card Sort: Describing Data Distributions</p> <p>• skewed left • median: 14.5</p>	<p>J</p> <p>Card Sort: Describing Data Distributions</p> <p>• uniform • median: -14</p>
<p>D</p> <p>Card Sort: Describing Data Distributions</p> <p>• uniform • median: -14</p>	

<p>E</p> <p>Card Sort: Describing Data Distributions</p>  <table border="1"><thead><tr><th>Bin Range</th><th>Frequency</th></tr></thead><tbody><tr><td>10 - 11</td><td>5</td></tr><tr><td>11 - 12</td><td>2</td></tr><tr><td>12 - 13</td><td>2</td></tr><tr><td>13 - 14</td><td>1</td></tr><tr><td>14 - 15</td><td>14</td></tr></tbody></table>	Bin Range	Frequency	10 - 11	5	11 - 12	2	12 - 13	2	13 - 14	1	14 - 15	14	<p>L</p> <p>Card Sort: Describing Data Distributions</p> <ul style="list-style-type: none"><li>• mean: -14</li><li>• MAD: 2</li></ul>
Bin Range	Frequency												
10 - 11	5												
11 - 12	2												
12 - 13	2												
13 - 14	1												
14 - 15	14												
<p>F</p> <p>Card Sort: Describing Data Distributions</p>  <table border="1"><thead><tr><th>Statistic</th><th>Value</th></tr></thead><tbody><tr><td>Minimum</td><td>-19</td></tr><tr><td>First Quartile (Q1)</td><td>-16</td></tr><tr><td>Median</td><td>-14</td></tr><tr><td>Third Quartile (Q3)</td><td>-11</td></tr><tr><td>Maximum</td><td>-9</td></tr></tbody></table>	Statistic	Value	Minimum	-19	First Quartile (Q1)	-16	Median	-14	Third Quartile (Q3)	-11	Maximum	-9	<p>M</p> <p>Card Sort: Describing Data Distributions</p> <ul style="list-style-type: none"><li>• skewed right</li><li>• median: 11</li></ul>
Statistic	Value												
Minimum	-19												
First Quartile (Q1)	-16												
Median	-14												
Third Quartile (Q3)	-11												
Maximum	-9												

