



# Differences of Fractions

Let's explore differences of fractions on a number line.

## Warm-up

### True or False: Sums of Tenths

Decide if each statement is true or false. Be prepared to explain your reasoning.

- $\frac{1}{10} + \frac{2}{10} + \frac{3}{10} = 1$

- $1 + \frac{7}{10} = \frac{3}{10} + \frac{4}{10} + \frac{10}{10}$

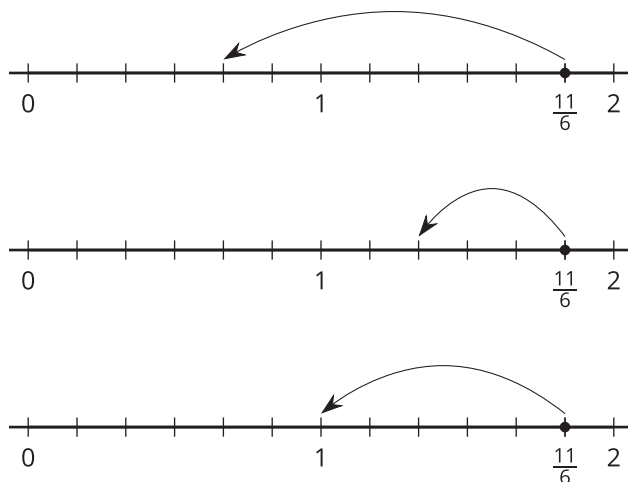
- $\frac{5}{10} + 1 = \frac{6}{10}$

- $\frac{2}{10} + \frac{10}{10} = 1 + \frac{1}{5}$

## Activity 1

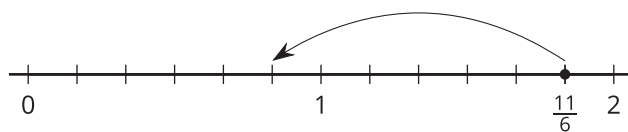
### Jump to Subtract

1. To subtract different fractions from  $\frac{11}{6}$ , Noah draws jumps on number lines.



- a. The first diagram shows how he finds  $\frac{11}{6} - \frac{7}{6}$ . What is the value of  $\frac{11}{6} - \frac{7}{6}$ ?
- b. Write an equation to show the difference represented by each of Noah's diagrams.

2. Here is another diagram Noah draws:



Which equations could the diagram represent? Explain your reasoning.

$$\frac{11}{6} - \frac{6}{6} = \frac{5}{6}$$

---

$$\frac{11}{6} - 1 = \frac{5}{6}$$

---

$$1\frac{5}{6} - 1 = \frac{5}{6}$$

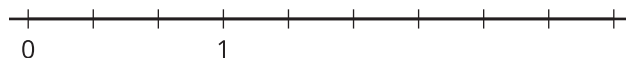
---



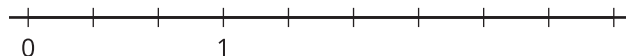
---

3. Use a number line to represent each difference and find its value.

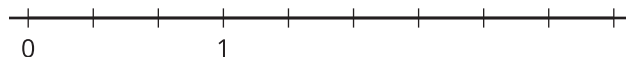
a.  $\frac{8}{3} - \frac{2}{3}$



b.  $\frac{8}{3} - \frac{4}{3}$



c.  $\frac{8}{3} - 1$

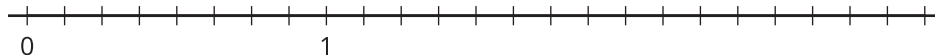


## Activity 2

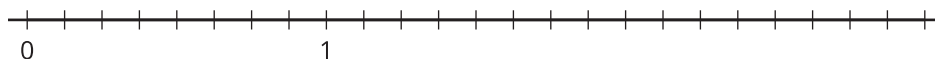
### What's the Difference?

Use a number line to represent each difference and find its value.

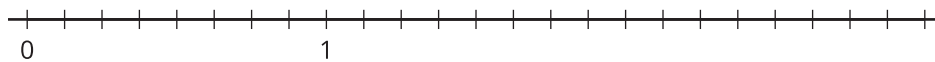
1.  $\frac{13}{8} - \frac{2}{8}$



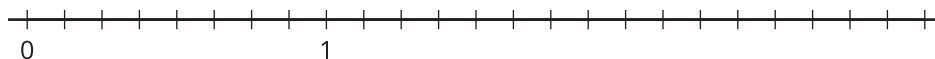
2.  $\frac{13}{8} - \frac{6}{8}$



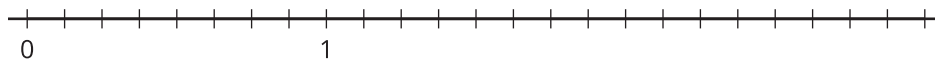
3.  $\frac{13}{8} - 1$



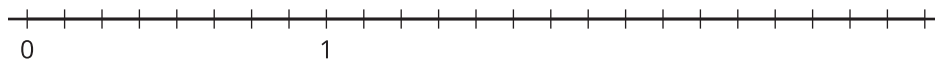
4.  $1\frac{5}{8} - \frac{7}{8}$



5.  $1\frac{5}{8} - 1$



6.  $1\frac{5}{8} - 1\frac{4}{8}$



## Activity 3

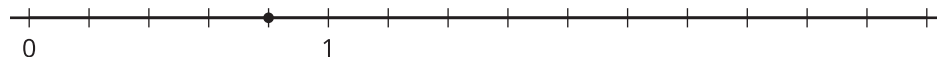
### Jump Back

Here are 4 number lines, each with a point on it. Label each point with the fraction it represents.

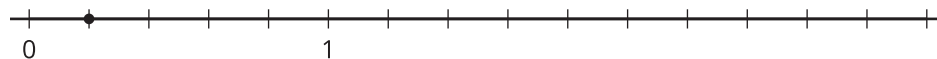
1.



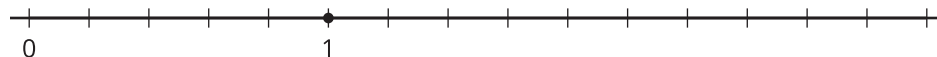
2.



3.



4.



The points you labeled are your targets. Follow these directions for each number line:

- Pick a card from the set given to you. Locate and label the fraction on the number line.
- From that point, draw one or more jumps to reach the target. What do you need to subtract? Label each jump you draw.
- Write an equation to represent the difference of your two fractions.