



Identify Quarters









Let's learn about quarters and find the value of different sets of coins.









Activity 1

How Much Is a Quarter Worth?

Write the names and the values of the coins you know.

name	front	back	value
			
			
			
			

Complete the table so each row shows a value in cents. Represent that value with 2 different groups of coins.

coins	value in cents	coins with same value
1. 		
2. 	50¢	
3. 		
4. 		
5. 		
6.	80¢	

Activity 2

More Coins to Compare

1. Elena's coins



Elena has:

quarters

dimes

nickels

pennies

How many cents? Show your thinking, using drawings, numbers, or words.

2. Tyler's coins

Tyler has:



quarters

dimes



nickels

pennies

How many cents? Show your thinking, using drawings, numbers, or words.

3. Make your own set of coins with a value of 97¢.

I used:

quarters

dimes

nickels

pennies

4. Make your own set of coins with a value of 66¢. Use the fewest coins possible.

I used:

quarters

dimes

nickels

pennies

