

# Arrays and Rectangles

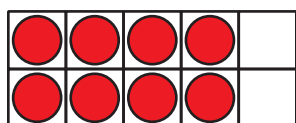
Let's make arrays and rectangles using tiles.

## Warm-up

### Which Three Go Together: All Kinds of Arrays

Which 3 go together?


A




B



C



D



## Activity 1


### Use Tiles to Make Arrays

Choose a number of tiles.

12   15   16   18   20

Arrange all the tiles in an array. Then push them together to make a rectangle.

1. Shade squares on this grid to show the rectangle.

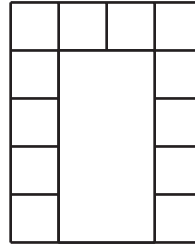


2. How many rows of squares does your rectangle have? \_\_\_\_\_
3. How many columns does your rectangle have? \_\_\_\_\_
4. How many squares are in your rectangle? \_\_\_\_\_
5. Write 2 equations to represent the number of squares in your rectangle.

## Activity 2

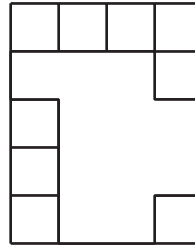
### Make Equal-Size Squares

1. a. Draw lines to fill the rectangle with equal-size squares.



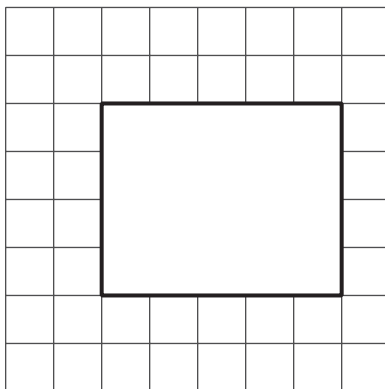
- b. Color the rows different colors.
- c. How many rows of equal-size squares are there?
- d. How many squares are in each row?
- e. Write an equation to represent the sum of the squares in each row.

2. a. Draw lines to fill the rectangle with equal-size squares.



- b. Color the columns different colors.
- c. How many columns of equal-size squares are there?
- d. How many squares are in each column?
- e. Write an equation to represent the sum of the squares in each column.

3. a. Draw lines to fill the rectangle with equal-size squares.



- b. How many columns of equal-size squares are there? How many squares are in each column?
- c. How many rows of equal-size squares are there? How many squares are in each row?
- d. Write 2 equations to represent the total number of squares in the rectangle.