Unit 2, Lesson 3

Tile Rectangles

Let's count square tiles.

Warm-up

Which Three Go Together: Tiles

Which 3 go together?

A

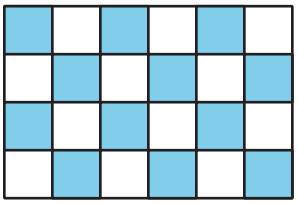

B

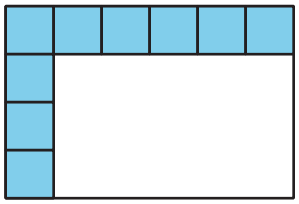

C



D

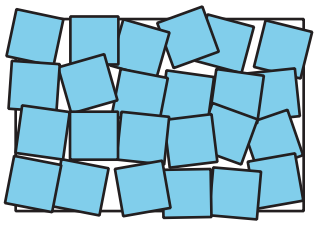

Activity 1

Time to Tile

Your teacher will give you square tiles and a handout showing rectangles and squares.

1. Describe or show how to use the square tiles to measure the area of each rectangle. You can place square tiles on the handout where squares are already shown. You can also move the tiles, if needed.

   a.

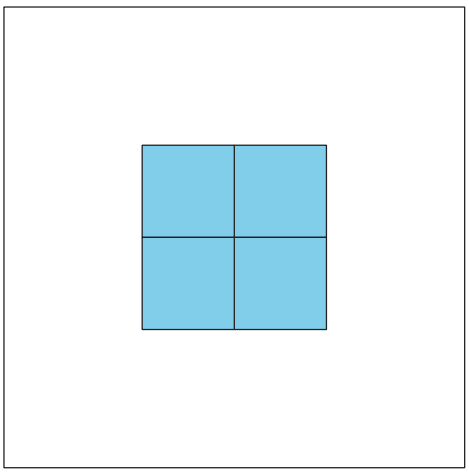

   b.

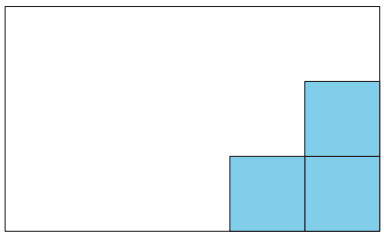

c.

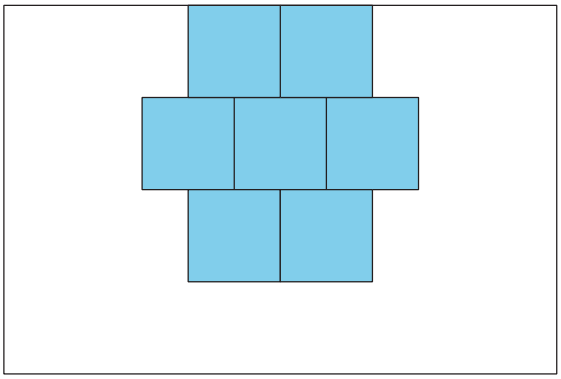

d.

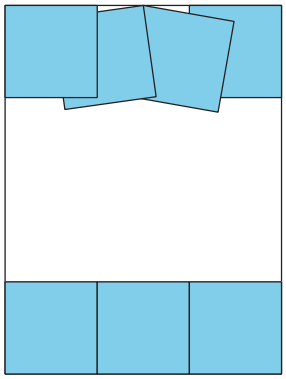

2. Describe how to use square tiles to find the area of any rectangle.

Activity 2

Card Sort: Rectangles

What do you notice? What do you wonder?



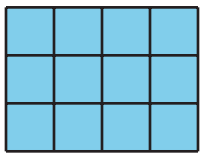



Draw a rectangle with an area of 8 square units on the grid.



Your teacher will give you a set of cards that show rectangles.

1. Sort the cards into categories in a way that makes sense to you. Be ready to explain the meaning of your categories.
2. Draw rectangles on the grid to fit each of your categories.