Unidad 3, Lección 9

Las figuras están en todas partes

Encontremos figuras en nuestro mundo.

 CC BY NC 2024
Illustrative Mathematics®

Calentamiento

Cuáles tres van juntos: Rectángulos, cuadrados y triángulos

¿Cuáles 3 van juntas?

A

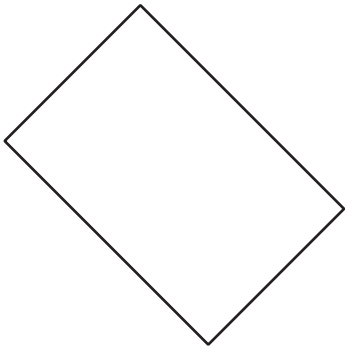

B

C

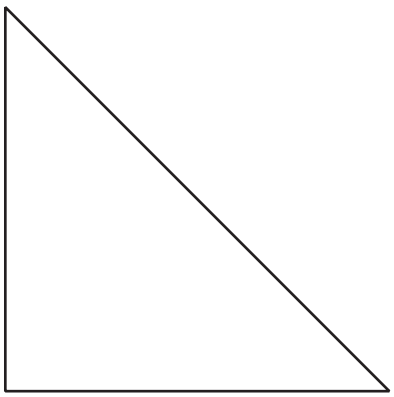

D



 CC BY NC 2024
Illustrative Mathematics®

Actividad 1

Recorrido de figuras por la escuela

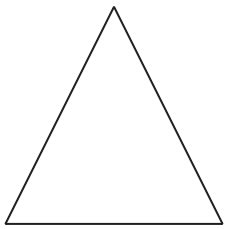



 CC BY NC 2024
Illustrative Mathematics®

Actividad 2

Hagamos la figura



 CC BY NC 2024
Illustrative Mathematics®

Actividad 3

Centros: Momento de escoger

Escoge un centro.

Construye figuras

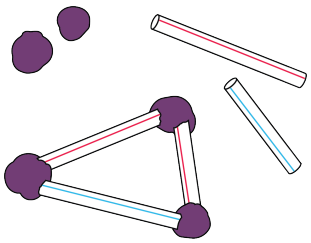

Contar colecciones



¿Cuál es?

Libros de imágenes

Bingo

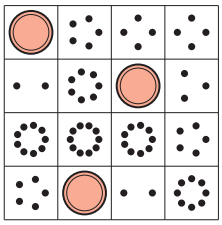

Revuelve y saca

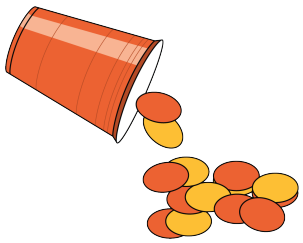

CC BY NC 2024
Illustrative Mathematics®

Resumen de la sección A

Podemos observar figuras en nuestro mundo.

Podemos comparar figuras.

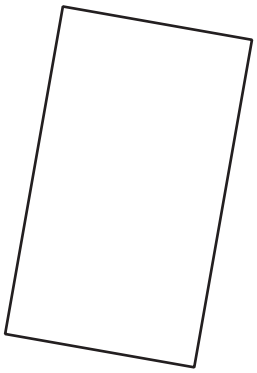

Esta figura tiene 4 esquinas.

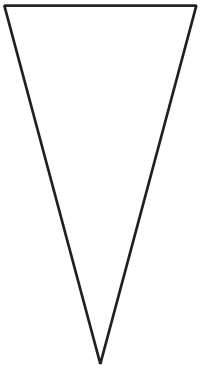

Esta figura tiene 2 lados largos y 1 lado corto.

Ambas tienen lados rectos.

Una figura tiene 4 lados y la otra tiene 3 lados.

Aprendimos nombres de figuras:

círculo



triángulo

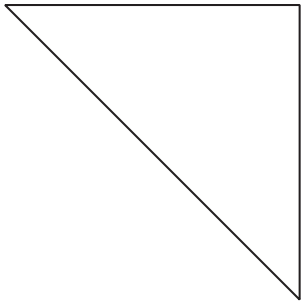

rectángulo

cuadrado



 CC BY NC 2024
Illustrative Mathematics®