

Grade 2 Unit 6

Lesson 16

CC BY 2021 Illustrative Mathematics®









Unit 6 Lesson 16: Identify Quarters

WU Choral Count: Counting on by 5 (Warm up)

Student Task Statement









1 How Much is a Quarter Worth?

Images for Launch








name	front	back	value
			
			
			
			

Student Task Statement

Write the names and values of the coins you know.

name	front	back	value
			
			
			
			

Complete the table so each row shows a value in cents and two different groups of coins that have that value.

coins	value in cents	coins with same value
1. 		
2. 	50¢	
3. 		
4. 		
5. 		
6. 	80¢	

2 More Coins to Compare

Student Task Statement

1. Elena's Coins



Elena has:

quarters

dimes

nickels

pennies

How many cents? Show your thinking.

2. Tyler's Coins



Tyler has:

quarters

dimes

nickels

pennies

How many cents? Show your thinking.

3. Make your own set of coins with a value of 97¢.

I used:

quarters

dimes

nickels

pennies

4. Make your own set of coins with a value of 66¢. Use the fewest number of coins possible.

I used:

quarters

dimes

nickels

pennies