

Graphs, Tables, Equations, and Situations

Card 1

Chicken wings cost \$0.60 each.

Let x represent the number of chicken wings purchased. Let y represent the total cost of the chicken wings, in dollars.

Graphs, Tables, Equations, and Situations

Card 2

Clare always checks out the maximum number of items from the library. She can check out up to 15 items (books or DVDs).

Let x represent the number of books Clare checks out. Let y represent the number of DVDs Clare checks out.

Graphs, Tables, Equations, and Situations

Card 3

Tacos are \$2 each and dumplings are \$1 each. Han plans to spend \$10 on snacks.

Let x represent the number of tacos Han could buy and y represent the number of dumplings Han could buy.

Graphs, Tables, Equations, and Situations

Card 4

A city puts a tax on sweetened beverages. The tax is 1.5 cents per ounce.

Let x represent the number of ounces in the drink. Let y represent the tax on the drink, in cents.

Graphs, Tables, Equations, and Situations

Card 5

Kiran runs for 60 minutes a day.

Let x be his average speed for the day, in miles per hour. Let y be the number of miles he runs in a day.

Graphs, Tables, Equations, and Situations

Card 6

A climbing gym charges \$50 a month, but gives a permanent \$5 discount for every person you refer to the gym.

Let x be the number of people you've referred to the gym and y be your monthly cost, in dollars.

Graphs, Tables, Equations, and Situations

Card 7

Mai has a snow-shoveling business. She charges a flat rate of \$50 for the winter, and then an additional \$5 for every snowfall over 6 inches.

Let x be the number of snowfalls over 6 inches, and y be the cost of hiring Mai, in dollars.

Graphs, Tables, Equations, and Situations

Card 8

Priya is using 20 meters of fencing to make a rectangular chicken run. She will use the fencing for all 4 sides of the run.

Let x be the length of the run, in meters, and y be the width of the run, in meters.

Graphs, Tables, Equations, and Situations

Card 9

x	y
20	30
12	18
67.6	101.4

Graphs, Tables, Equations, and Situations

Card 10

x	y
2	6
4	2
5	0

Graphs, Tables, Equations, and Situations

Card 11

x	y
6	3.60
10	6.00
12	7.20

Graphs, Tables, Equations, and Situations

Card 12

x	y
3	3
2.5	2.5
3.2	3.2

Graphs, Tables, Equations, and Situations

Card 13

x	y
5	5
4	6
3	7

Graphs, Tables, Equations, and Situations

Card 14

x	y
0	50
2	60
5	75

Graphs, Tables, Equations, and Situations

Card 15

x	y
0	50
2	40
7	15

Graphs, Tables, Equations, and Situations

Card 16

x	y
0	15
7	8
10	5

Graphs, Tables, Equations, and Situations

Card 17

$$2x + 2y = 20$$

Graphs, Tables, Equations, and Situations

Card 18

$$y = 15 - x$$

Graphs, Tables, Equations, and Situations

Card 19

$$y = 5x + 50$$

Graphs, Tables, Equations, and Situations

Card 20

$$y = 0.60x$$

Graphs, Tables, Equations, and Situations

Card 21

$$2x + 1y = 10$$

Graphs, Tables, Equations, and Situations

Card 22

$$y = \frac{60x}{60}$$

Graphs, Tables, Equations, and Situations

Card 23

$$1.5x = y$$

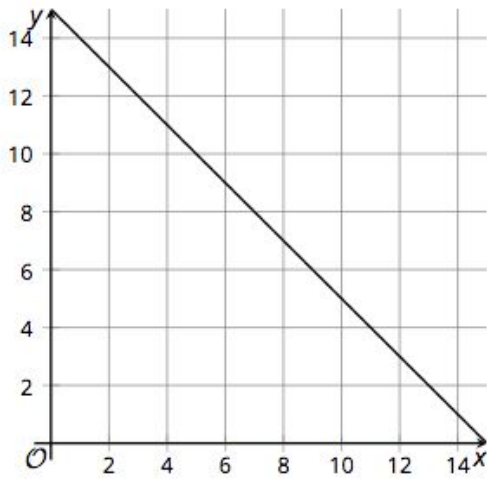
Graphs, Tables, Equations, and Situations

Card 24

$$50 - 5x = y$$

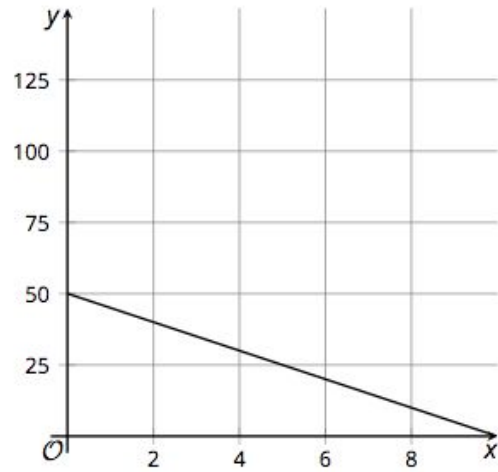
Graphs, Tables, Equations, and Situations

Card 25



Graphs, Tables, Equations, and Situations

Card 26



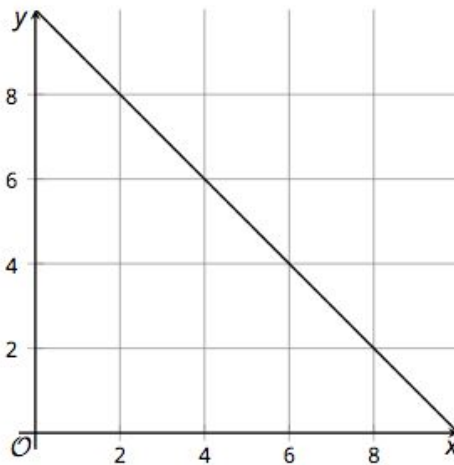
Graphs, Tables, Equations, and Situations

Card 27

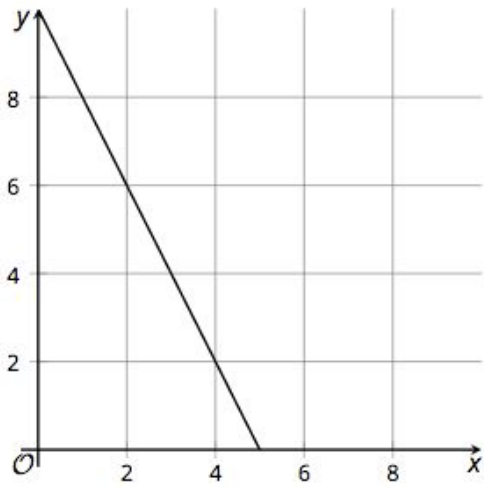


Graphs, Tables, Equations, and Situations

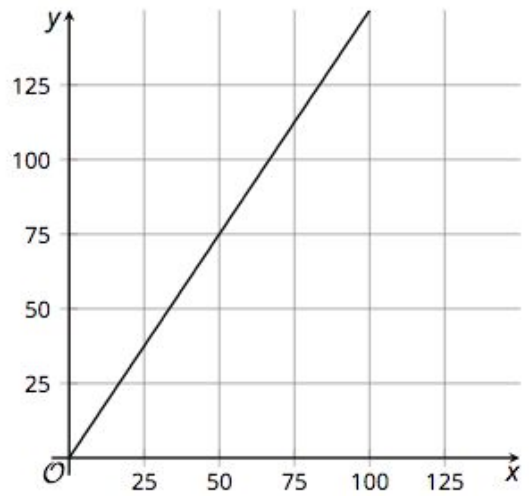
Card 28



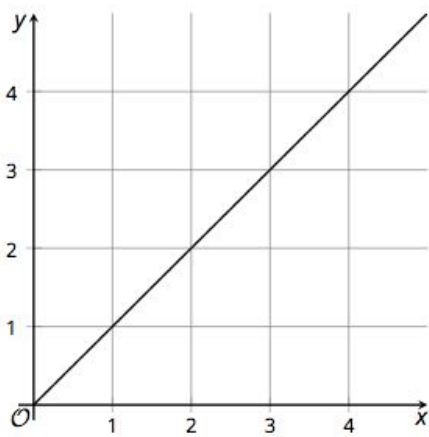
Graphs, Tables, Equations, and Situations
Card 29



Graphs, Tables, Equations, and Situations
Card 30



Graphs, Tables, Equations, and Situations
Card 31



Graphs, Tables, Equations, and Situations
Card 32

