

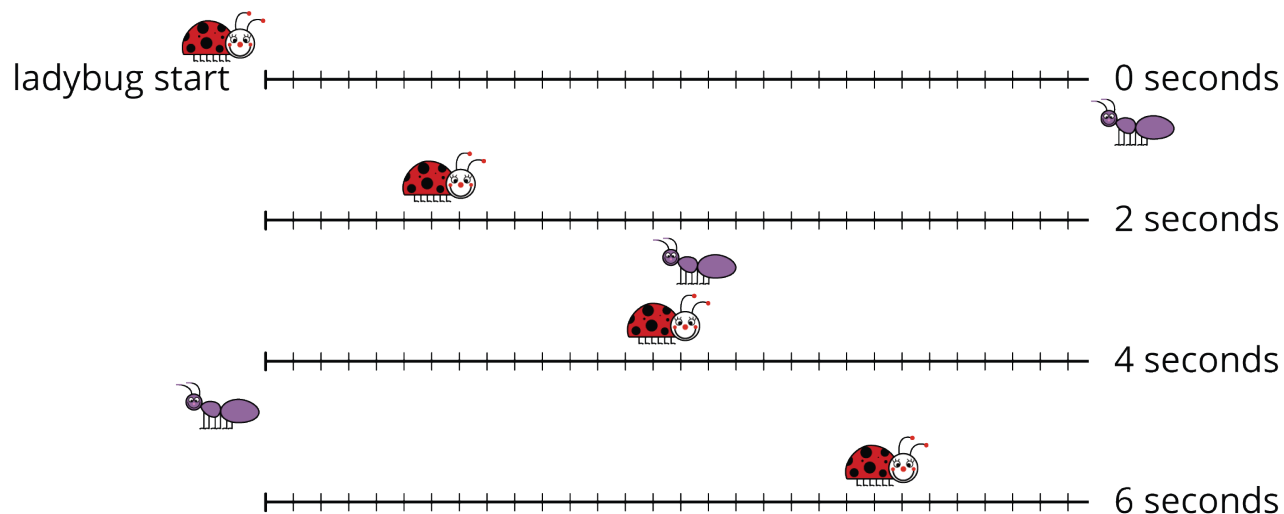


On Both of the Lines

Let's use lines to think about situations.

11.1 Notice and Wonder: Bugs Passing in the Night

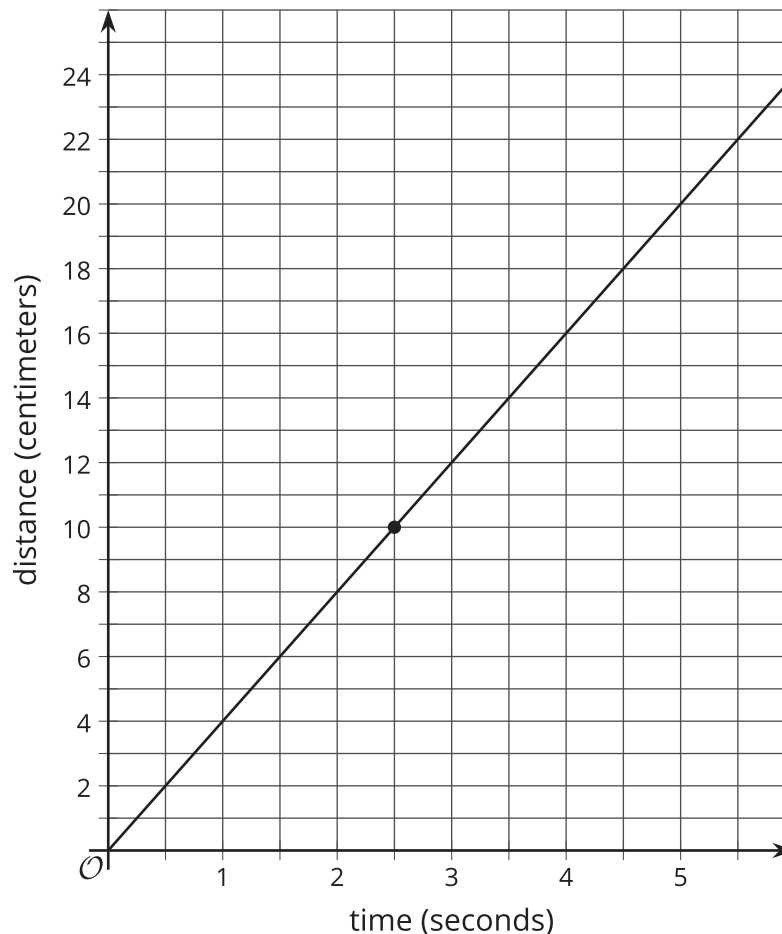
What do you notice? What do you wonder?



11.2

Bugs Passing in the Night, Continued

A different ant and ladybug are a certain distance apart, and they start walking toward each other. The graph shows the ladybug's distance from its starting point over time and the labeled point $(2.5, 10)$ indicates when the ant and the ladybug pass each other.



The ant is walking 2 centimeters per second.

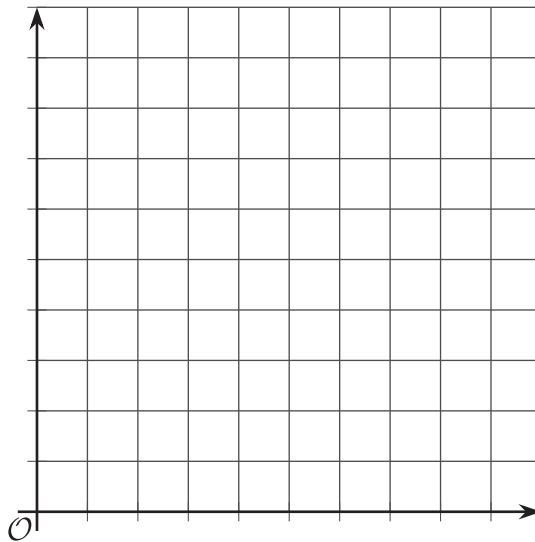
1. Write an equation representing the relationship between the ant's distance from the ladybug's starting point and the amount of time that has passed.
2. If you haven't already, draw the graph of your equation on the same coordinate plane.

11.3 A Close Race

Elena and Jada are racing 100 meters on their bikes. Both racers start at the same time and ride at constant speed. Here is a table that gives information about Jada's bike race:

time from start (seconds)	distance from start (meters)
6	36
9	54

1. Graph the relationship between distance and time for Jada's bike race. Make sure to label and scale the axes appropriately.



2. Elena travels the entire race at a steady 6 meters per second. On the same set of axes, graph the relationship between distance and time for Elena's bike race.
3. Who won the race?

Lesson 11 Summary

The solutions to an equation correspond to points on its graph. For example, if Car A is traveling 75 miles per hour and passes a rest area when $t = 0$, then the distance in miles it has traveled from the rest area after t hours is

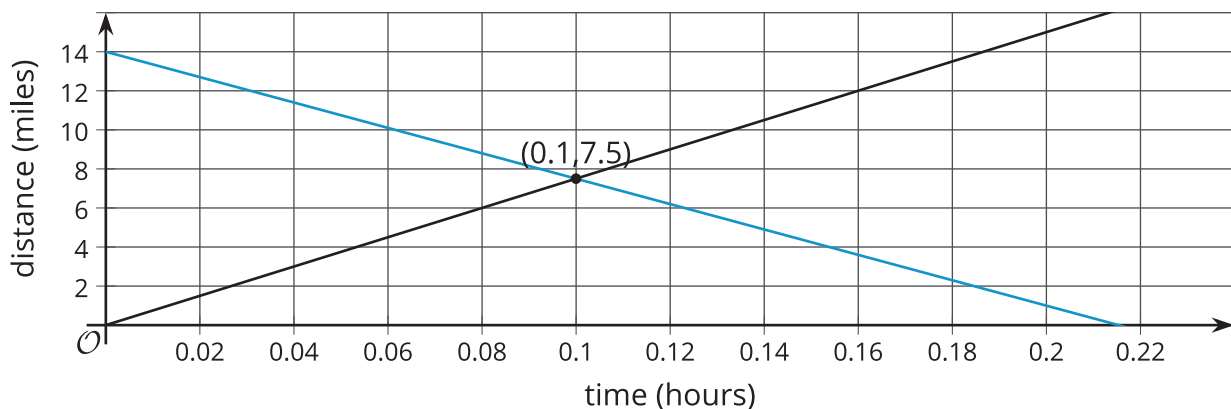
$$d = 75t$$

The point $(2, 150)$ is on the graph of this equation because it makes the equation true ($150 = 75 \cdot 2$). This means that 2 hours after passing the rest area, the car has traveled 150 miles.

If you have 2 equations, you can ask whether there is an ordered pair that is a solution to both equations simultaneously. For example, if Car B is traveling toward the rest area, and its distance from the rest area is

$$d = 14 - 65t$$

We can ask if there is ever a time when the distance of Car A from the rest area is the same as the distance of Car B from the rest area. If the answer is yes, then the solution will correspond to a point that is on both lines.



Looking at the coordinates of the intersection point, we see that Car A and Car B will both be 7.5 miles from the rest area after 0.1 hours (which is 6 minutes).

Now suppose another car, Car C, also passes the rest stop at time $t = 0$ and travels in the same direction as Car A, also going 75 miles per hour. Its equation is also $d = 75t$. Any solution to the equation for Car A is also a solution for Car C, and any solution to the equation for Car C is also a solution for Car A. The line for Car C is on top of the line for Car A. In this case, every point on the graphed line is a solution to both equations, so there are infinitely many solutions to the question, "When are Car A and Car C the same distance from the rest stop?" This means that Car A and Car C are side by side for their whole journey.

When we have two linear equations that are equivalent to each other, like $y = 3x + 2$ and $2y = 6x + 4$, we get 2 lines that are right on top of each other. Any solution to one equation is also a solution to the other, so these 2 lines intersect at infinitely many points.