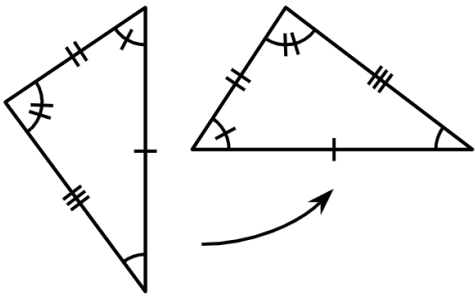
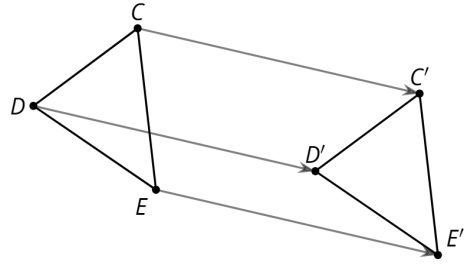
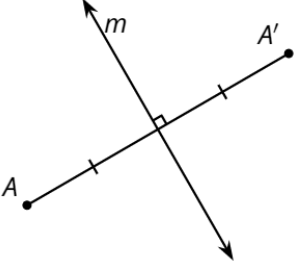
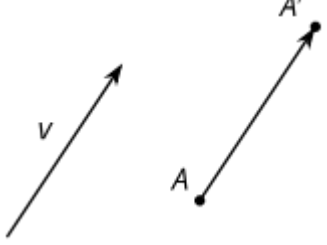
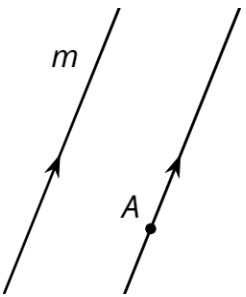
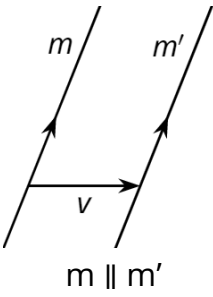
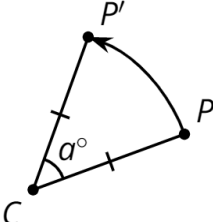
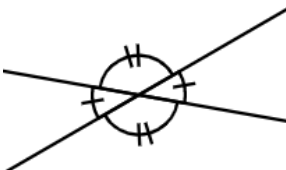
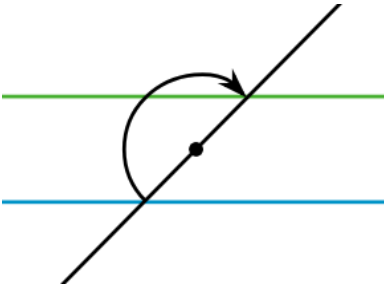
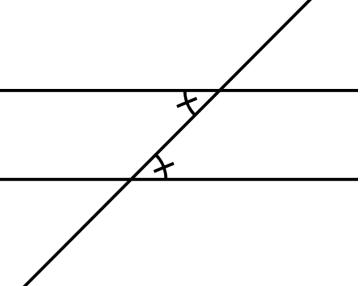
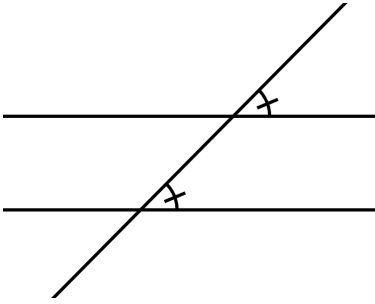
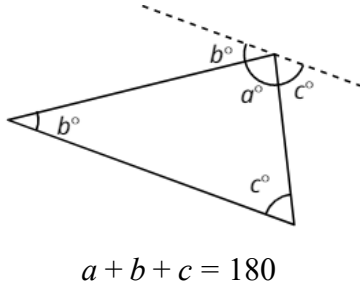


Lesson, Type	Statement	Diagram
U1, L10 (students will write the date) Assert	<p>A rigid transformation is a translation, reflection, rotation, or any sequence of the three.</p> <p>Rigid transformations take lines to lines, angles to angles of the same measure, and segments to segments of the same length.</p>	
U1, L10 Def'n	<p>One figure is congruent to another if there is a sequence of translations, rotations, and reflections that takes the first figure exactly onto the second figure.</p> <p>The second figure is called the image of the rigid transformation.</p>	 <p>$\triangle EDC \cong \triangle E'D'C'$</p>
U1, L11 Def'n	<p>Reflection is a rigid transformation that takes a point to another point that is the same distance from the given line, is on the other side of the given line, and so that the segment from the original point to the image is perpendicular to the given line.</p> <p>Reflect <u>(object)</u> across line <u>(name)</u>.</p>	 <p>Reflect A across line m.</p>
U1, L12 Def'n	<p>Translation is a rigid transformation that takes a point to another point so that the directed line segment from the original point to the image is parallel to the given line segment and has the same length and direction.</p> <p>Translate <u>(object)</u> by the directed line segment <u>(name or from [point] to [point])</u>.</p>	 <p>Translate A by the directed line segment v.</p>
U1, L12 Assert	<p>Parallel Postulate: Given a line (m) and a point (A) that is not on m, there is exactly one line that goes through A that is parallel to m.</p>	

Lesson, Type	Statement	Diagram
U1, L12 Thm	Translations take lines to parallel lines or to themselves.	
U1, L14 Def'n	<p>Rotation is a rigid transformation that takes a point to another point on the circle through the original point with the given center. The two radii to the original point and the image make the given angle.</p> <p>Rotate <u>(object)</u> (clockwise or counterclockwise) by <u>(angle or angle measure)</u> using center <u>(point)</u>.</p>	 <p>Rotate P counterclockwise by a° using center C.</p>
U1, L19 Thm	Vertical angles are congruent.	
U1, L20 Assert	Rotation by 180 degrees takes lines to parallel lines or to themselves.	
U1, L20 Thm	<p>Alternate Interior Angle Theorem: If two parallel lines are cut by a transversal, then alternate interior angles are congruent.</p> <p>Conversely, if two lines are cut by a transversal and alternate interior angles are congruent, then the lines have to be parallel.</p>	

Lesson, Type	Statement	Diagram
U1, L20 Thm	<p>Corresponding Angle Theorem: If two parallel lines are cut by a transversal, then corresponding angles are congruent.</p> <p>Conversely, if two lines are cut by a transversal and corresponding angles are congruent, then the lines have to be parallel.</p>	
U1, L21 Thm	<p>Triangle Angle Sum Theorem: The three angle measures of any triangle always sum to 180 degrees.</p>	 $a + b + c = 180$