



Points and Lines All Around


Let's find parallel and intersecting lines all around us.

Warm-up

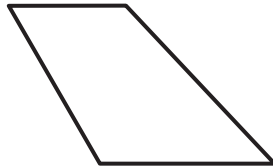
Which Three Go Together: Four-Sided Shapes

Which 3 go together?

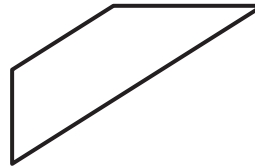
A




B



C



D



Activity 1

Spot Lines and Line Segments

1. Here is a map of a neighborhood in Staten Island, New York.



Find and label each of these items on the map.

- 4 line segments of different lengths
- 3 pairs of parallel lines
- 2 pairs of lines that are not parallel

(Consider using a different color for each type of line.)

2.

WHALE JOY

Use the words WHALE and JOY to find one or more letters that represent each description.

- a. No parallel segments _____
- b. Exactly one pair of parallel segments _____
- c. More than one pair of parallel segments _____
- d. Exactly one segment _____

If you have time: Does the uppercase alphabet use more parallel segments or intersecting segments?



Activity 2


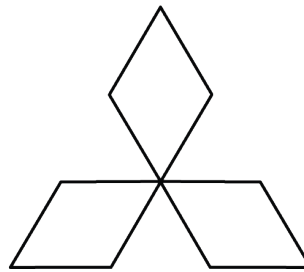

Draw and Design with Lines

1. Use each of these descriptions to draw a sketch of a part of your classroom.
 - a. at least 3 pairs of parallel line segments
 - b. intersecting line segments that make square corners
 - c. intersecting line segments that don't make square corners

Trade sketches with a partner. Find the line segments represented in each description.



2. Here are some symbols and logos that you may recognize. All of them have intersecting and parallel line segments.



Design a logo with at least 8 parallel segments and 8 intersecting line segments.

Use a ruler for any straight parts of your logo.