

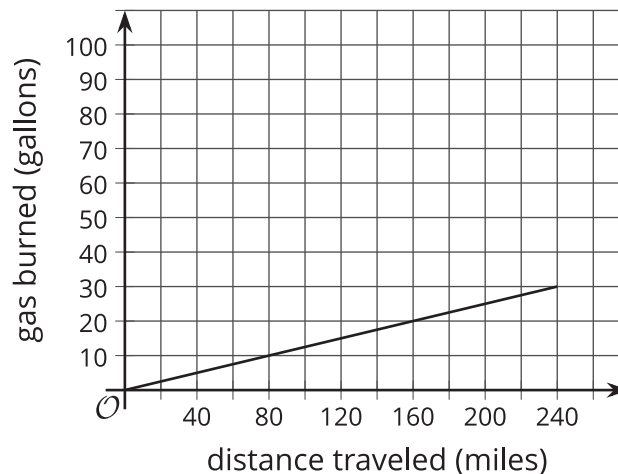


# Scaling One Dimension

Let's see how changing one dimension changes the volume of a shape.

## 17.1 Driving the Distance

Here is a graph of the amount of gas burned during a trip by a tractor-trailer truck as it drives at a constant speed down a highway:




1. At the end of the trip, how far did the truck drive, and how much gas did it use?
2. If a truck traveled half this distance at the same rate, how much gas would it use?
3. If a truck traveled double this distance at the same rate, how much gas would it use?
4. Complete the sentence: \_\_\_\_\_ is a function of \_\_\_\_\_ .

## 17.2

## Double the Edge

There are many right rectangular prisms with one edge of length 5 units and another edge of length 3 units. Let  $s$  represent the length of the third edge and  $V$  represent the volume of these prisms.

1. Write an equation that represents the relationship between  $V$  and  $s$ .
2. Graph this equation, and label the axes.




3. What happens to the volume if you double the edge length  $s$ ? Where do you see this in the graph? Where do you see it algebraically?

## 17.3 Halve the Height

There are many cylinders with radius 5 units. Let  $h$  represent the height and  $V$  represent the volume of these cylinders.

1. Write an equation that represents the relationship between  $V$  and  $h$ . Use 3.14 as an approximation of  $\pi$ .
2. Graph this equation, and label the axes.



3. What happens to the volume if you halve the height,  $h$ ? Where can you see this in the graph? How can you see it algebraically?



### Are you ready for more?

Suppose we have a rectangular prism with dimensions 2 units by 3 units by 6 units, and we would like to make a rectangular prism of volume 216 cubic units by stretching *one* of the three dimensions.

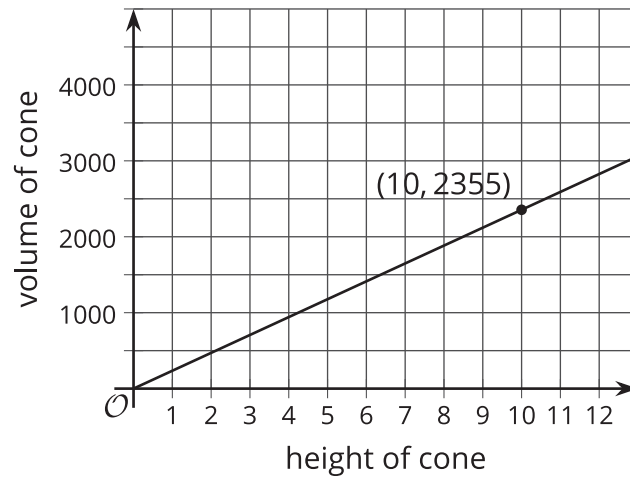
- What are the three ways of doing this? Of these, which gives the prism with the smallest surface area?
- Repeat this process for a starting rectangular prism with dimensions 2 units by 6 units by 6 units.
- Can you give some general tips to someone who wants to make a box with a certain volume but wants to save cost on material by having as small a surface area as possible?



## 17.4

## Figuring Out Cone Dimensions

Here is a graph of the relationship between the height and the volume of cones that all have the same radius:



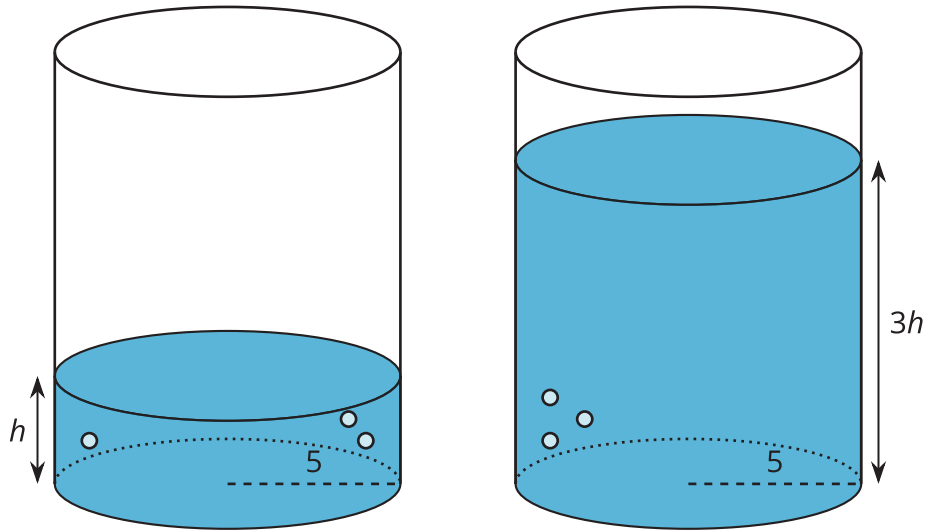
1. What do the coordinates of the labeled point represent?
2. What is the volume of the cone with height 5 units? With height 30 units?
3. Use the labeled point to find the radius of these cones. Use 3.14 as an approximation for  $\pi$ .
4. Write an equation that relates the volume  $V$  and height  $h$ .

## Lesson 17 Summary

Imagine a cylinder with a radius of 5 cm that is being filled with water. As the height of the water increases, the volume of water increases.

We say that the volume of the water in the cylinder,  $V$ , depends on the height of the water,  $h$ . We can represent this relationship with an equation:  $V = \pi \cdot 5^2 h$ , or  $V = 25\pi h$ .

This equation represents a *proportional relationship* between the height and the volume. We can use this equation to understand how the volume changes when the height is tripled.



The new volume would be  $V = 25\pi(3h) = 75\pi h$ , which is precisely 3 times as much as the old volume of  $25\pi h$ . In general, when one quantity in a proportional relationship changes by a given factor, the other quantity changes by the same factor.

Remember that proportional relationships are examples of linear relationships, which can also be thought of as functions. So in this example,  $V$ , the volume of water in the cylinder, is a function of the height,  $h$ , of the water.