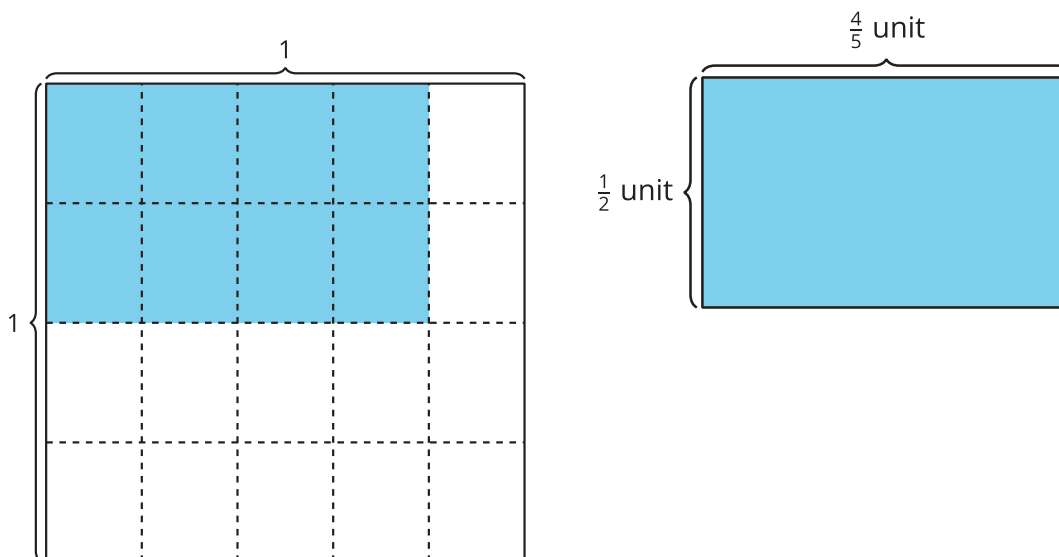


Lesson 7: Generalize Fraction Multiplication

- Let's use what we've learned to multiply any fractions.

Warm-up: Notice and Wonder: Two Diagrams

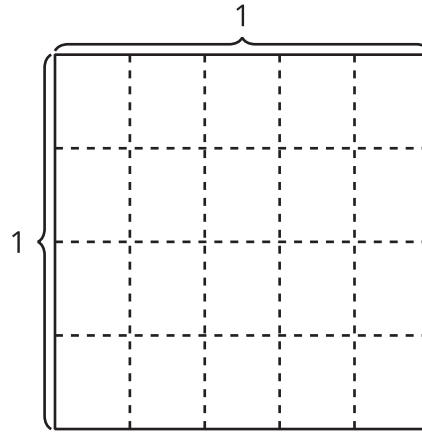
What do you notice? What do you wonder?



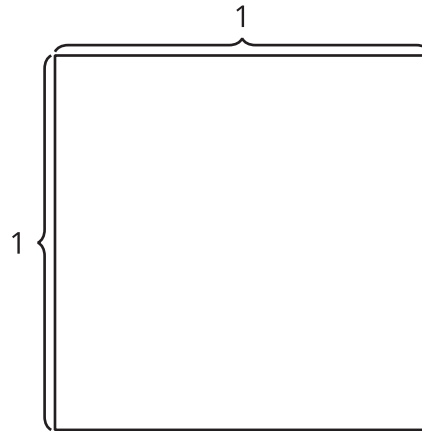
7.1: Equations and Area

1. Find the value of each product. Draw an area diagram if it is helpful.

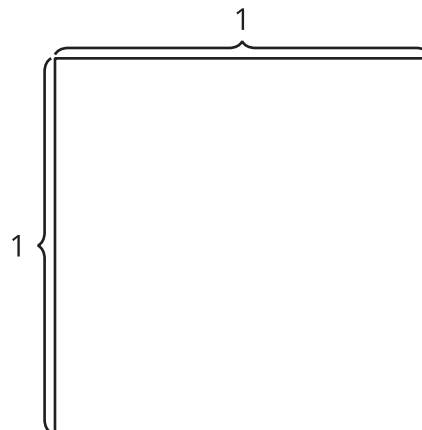
a. $\frac{2}{5} \times \frac{3}{4}$



b. $\frac{3}{7} \times \frac{4}{5}$

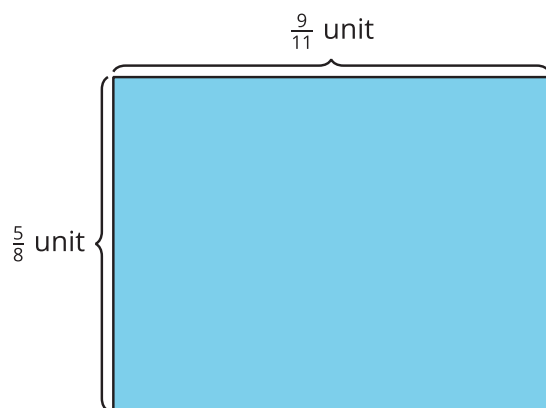


c. $\frac{9}{11} \times \frac{5}{8}$



2. How did you decide whether or not to draw a diagram? How did the diagrams influence how you found the products?

3. Diego drew this diagram for the product $\frac{9}{11} \times \frac{5}{8}$. How can the diagram help Diego find the value of $\frac{9}{11} \times \frac{5}{8}$?



7.2: Multiply Fractions

Find the value that makes each equation true. Draw a diagram, if it is helpful.

$$1. \frac{3}{8} \times \frac{2}{5} = \underline{\hspace{2cm}}$$

$$2. \frac{3}{4} \times \frac{9}{5} = \underline{\hspace{2cm}}$$

$$3. \frac{10}{5} \times \frac{6}{5} = \underline{\hspace{2cm}}$$

$$4. \frac{8}{9} \times \underline{\hspace{2cm}} = \frac{56}{36}$$

$$5. 5 \times \underline{\hspace{2cm}} = \frac{15}{8}$$